

# Part IV

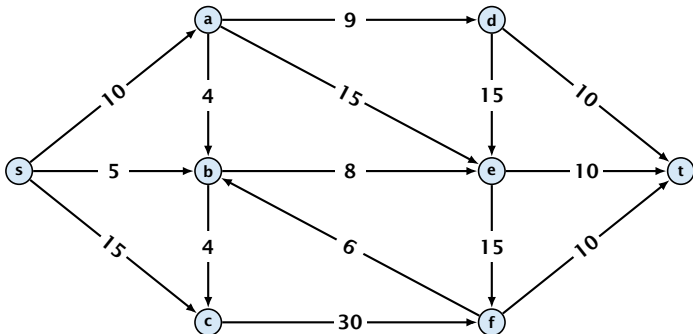
## Flows and Cuts

The following slides are partially based on slides by Kevin Wayne.

# 10 Introduction

## Flow Network

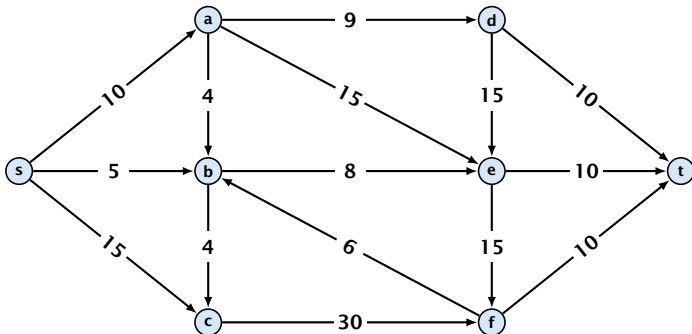
- ▶ directed graph  $G = (V, E)$ ; edge capacities  $c(e)$



# 10 Introduction

## Flow Network

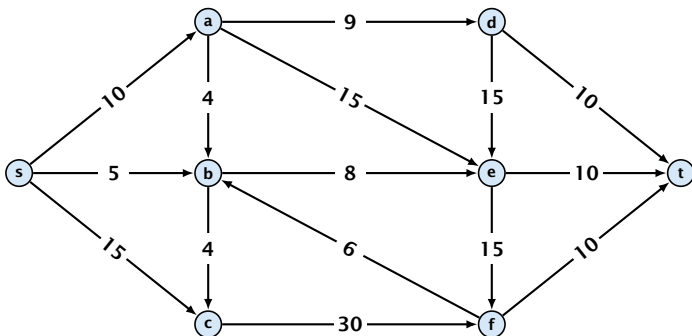
- ▶ directed graph  $G = (V, E)$ ; edge capacities  $c(e)$
- ▶ two special nodes: source  $s$ ; target  $t$ ;



# 10 Introduction

## Flow Network

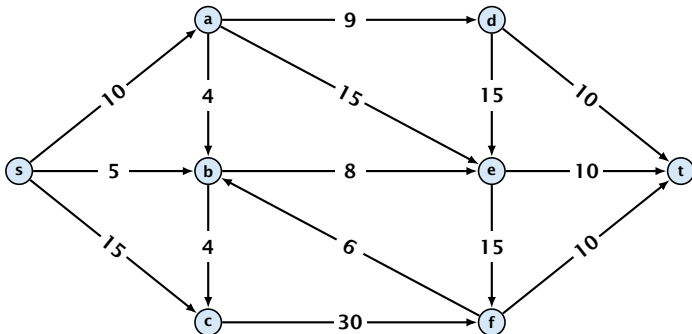
- ▶ directed graph  $G = (V, E)$ ; edge capacities  $c(e)$
- ▶ two special nodes: source  $s$ ; target  $t$ ;
- ▶ no edges entering  $s$  or leaving  $t$ ;



# 10 Introduction

## Flow Network

- ▶ directed graph  $G = (V, E)$ ; edge capacities  $c(e)$
- ▶ two special nodes: source  $s$ ; target  $t$ ;
- ▶ no edges entering  $s$  or leaving  $t$ ;
- ▶ at least for now: no parallel edges;



# Cuts

## Definition 1

An  $(s, t)$ -cut in the graph  $G$  is given by a set  $A \subset V$  with  $s \in A$  and  $t \in V \setminus A$ .

# Cuts

## Definition 1

An  $(s, t)$ -cut in the graph  $G$  is given by a set  $A \subset V$  with  $s \in A$  and  $t \in V \setminus A$ .

## Definition 2

The **capacity** of a cut  $A$  is defined as

$$\text{cap}(A, V \setminus A) := \sum_{e \in \text{out}(A)} c(e) ,$$

where  $\text{out}(A)$  denotes the set of edges of the form  $A \times V \setminus A$  (i.e. edges leaving  $A$ ).



# Cuts

## Definition 1

An  $(s, t)$ -cut in the graph  $G$  is given by a set  $A \subset V$  with  $s \in A$  and  $t \in V \setminus A$ .

## Definition 2

The **capacity** of a cut  $A$  is defined as

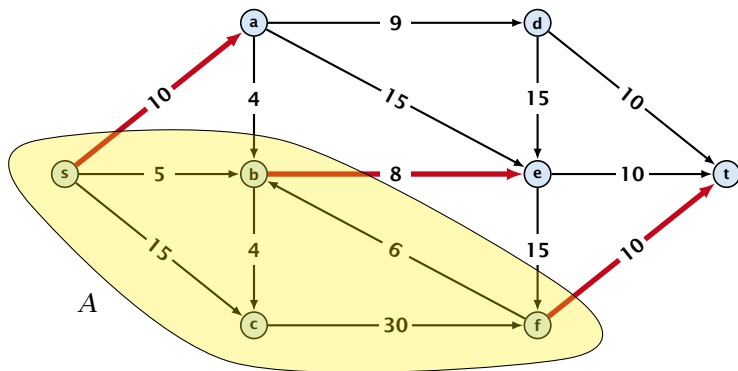
$$\text{cap}(A, V \setminus A) := \sum_{e \in \text{out}(A)} c(e) ,$$

where  $\text{out}(A)$  denotes the set of edges of the form  $A \times V \setminus A$  (i.e. edges leaving  $A$ ).

**Minimum Cut Problem:** Find an  $(s, t)$ -cut with minimum capacity.

# Cuts

## Example 3



The capacity of the cut is  $\text{cap}(A, V \setminus A) = 28$ .

## Definition 4

An  $(s, t)$ -flow is a function  $f : E \mapsto \mathbb{R}^+$  that satisfies

1. For each edge  $e$

$$0 \leq f(e) \leq c(e) .$$

(capacity constraints)

## Definition 4

An  $(s, t)$ -flow is a function  $f : E \mapsto \mathbb{R}^+$  that satisfies

1. For each edge  $e$

$$0 \leq f(e) \leq c(e) .$$

(capacity constraints)

2. For each  $v \in V \setminus \{s, t\}$

$$\sum_{e \in \text{out}(v)} f(e) = \sum_{e \in \text{into}(v)} f(e) .$$

(flow conservation constraints)

## Definition 5

The **value of an  $(s, t)$ -flow  $f$**  is defined as

$$\text{val}(f) = \sum_{e \in \text{out}(s)} f(e) .$$

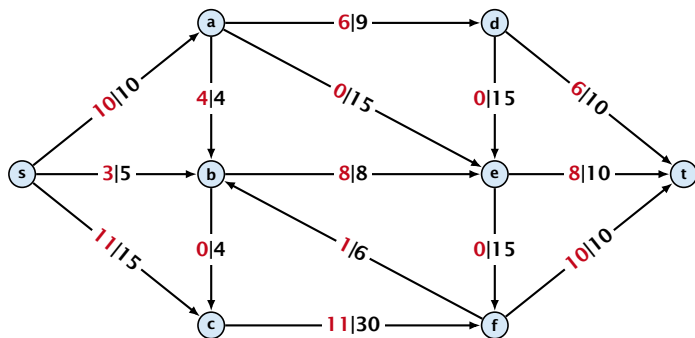
## Definition 5

The **value of an  $(s, t)$ -flow  $f$**  is defined as

$$\text{val}(f) = \sum_{e \in \text{out}(s)} f(e) .$$

**Maximum Flow Problem:** Find an  $(s, t)$ -flow with maximum value.

## Example 6



The value of the flow is  $\text{val}(f) = 24$ .

## Lemma 7 (Flow value lemma)

Let  $f$  be a flow, and let  $A \subseteq V$  be an  $(s, t)$ -cut. Then the *net-flow* across the cut is equal to the amount of flow leaving  $s$ , i.e.,

$$\text{val}(f) = \sum_{e \in \text{out}(A)} f(e) - \sum_{e \in \text{into}(A)} f(e) .$$



**Proof.**

$\text{val}(f)$

**Proof.**

$$\text{val}(f) = \sum_{e \in \text{out}(s)} f(e)$$

## Proof.

$$\begin{aligned}\text{val}(f) &= \sum_{e \in \text{out}(s)} f(e) \\ &= \sum_{e \in \text{out}(s)} f(e) + \sum_{v \in A \setminus \{s\}} \left( \sum_{e \in \text{out}(v)} f(e) - \sum_{e \in \text{in}(v)} f(e) \right)\end{aligned}$$

## Proof.

$$\begin{aligned} \text{val}(f) &= \sum_{e \in \text{out}(s)} f(e) && = 0 \\ &= \sum_{e \in \text{out}(s)} f(e) + \sum_{v \in A \setminus \{s\}} \left( \sum_{e \in \text{out}(v)} f(e) - \sum_{e \in \text{in}(v)} f(e) \right) \end{aligned}$$

## Proof.

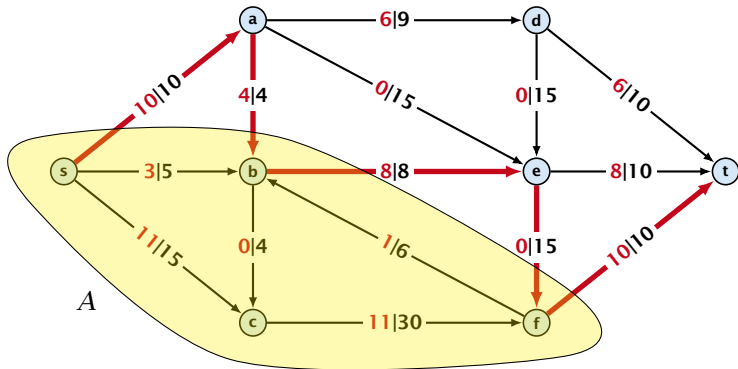
$$\begin{aligned}\text{val}(f) &= \sum_{e \in \text{out}(s)} f(e) \\ &= \sum_{e \in \text{out}(s)} f(e) + \sum_{v \in A \setminus \{s\}} \left( \sum_{e \in \text{out}(v)} f(e) - \sum_{e \in \text{in}(v)} f(e) \right) \\ &= \sum_{e \in \text{out}(A)} f(e) - \sum_{e \in \text{into}(A)} f(e)\end{aligned}$$

## Proof.

$$\begin{aligned}\text{val}(f) &= \sum_{e \in \text{out}(s)} f(e) \\ &= \sum_{e \in \text{out}(s)} f(e) + \sum_{v \in A \setminus \{s\}} \left( \sum_{e \in \text{out}(v)} f(e) - \sum_{e \in \text{in}(v)} f(e) \right) \\ &= \sum_{e \in \text{out}(A)} f(e) - \sum_{e \in \text{into}(A)} f(e)\end{aligned}$$

The last equality holds since every edge with both end-points in  $A$  contributes negatively as well as positively to the sum in Line 2. The only edges whose contribution doesn't cancel out are edges leaving or entering  $A$ .  $\square$

## Example 8



The net-flow across the cut is  $\text{val}(f) = 24$ .

## Corollary 9

Let  $f$  be an  $(s, t)$ -flow and let  $A$  be an  $(s, t)$ -cut, such that

$$\text{val}(f) = \text{cap}(A, V \setminus A).$$

Then  $f$  is a maximum flow.



## Corollary 9

Let  $f$  be an  $(s, t)$ -flow and let  $A$  be an  $(s, t)$ -cut, such that

$$\text{val}(f) = \text{cap}(A, V \setminus A).$$

Then  $f$  is a maximum flow.

**Proof.**

## Corollary 9

Let  $f$  be an  $(s, t)$ -flow and let  $A$  be an  $(s, t)$ -cut, such that

$$\text{val}(f) = \text{cap}(A, V \setminus A).$$

Then  $f$  is a maximum flow.

### Proof.

Suppose that there is a flow  $f'$  with larger value. Then



## Corollary 9

Let  $f$  be an  $(s, t)$ -flow and let  $A$  be an  $(s, t)$ -cut, such that

$$\text{val}(f) = \text{cap}(A, V \setminus A).$$

Then  $f$  is a maximum flow.

### Proof.

Suppose that there is a flow  $f'$  with larger value. Then

$$\text{cap}(A, V \setminus A) < \text{val}(f')$$



## Corollary 9

Let  $f$  be an  $(s, t)$ -flow and let  $A$  be an  $(s, t)$ -cut, such that

$$\text{val}(f) = \text{cap}(A, V \setminus A).$$

Then  $f$  is a maximum flow.

### Proof.

Suppose that there is a flow  $f'$  with larger value. Then

$$\begin{aligned} \text{cap}(A, V \setminus A) &< \text{val}(f') \\ &= \sum_{e \in \text{out}(A)} f'(e) - \sum_{e \in \text{into}(A)} f'(e) \end{aligned}$$



## Corollary 9

Let  $f$  be an  $(s, t)$ -flow and let  $A$  be an  $(s, t)$ -cut, such that

$$\text{val}(f) = \text{cap}(A, V \setminus A).$$

Then  $f$  is a maximum flow.

### Proof.

Suppose that there is a flow  $f'$  with larger value. Then

$$\begin{aligned} \text{cap}(A, V \setminus A) &< \text{val}(f') \\ &= \sum_{e \in \text{out}(A)} f'(e) - \sum_{e \in \text{into}(A)} f'(e) \\ &\leq \sum_{e \in \text{out}(A)} f'(e) \end{aligned}$$



## Corollary 9

Let  $f$  be an  $(s, t)$ -flow and let  $A$  be an  $(s, t)$ -cut, such that

$$\text{val}(f) = \text{cap}(A, V \setminus A).$$

Then  $f$  is a maximum flow.

### Proof.

Suppose that there is a flow  $f'$  with larger value. Then

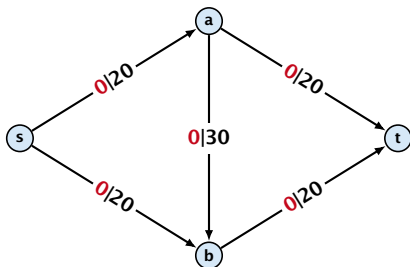
$$\begin{aligned} \text{cap}(A, V \setminus A) &< \text{val}(f') \\ &= \sum_{e \in \text{out}(A)} f'(e) - \sum_{e \in \text{into}(A)} f'(e) \\ &\leq \sum_{e \in \text{out}(A)} f'(e) \\ &\leq \text{cap}(A, V \setminus A) \end{aligned}$$



# 11 Augmenting Path Algorithms

## Greedy-algorithm:

- ▶ start with  $f(e) = 0$  everywhere
- ▶ find an  $s$ - $t$  path with  $f(e) < c(e)$  on every edge
- ▶ augment flow along the path
- ▶ repeat as long as possible

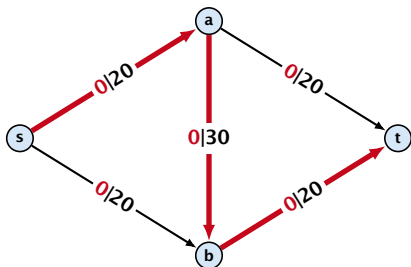


flow value: 0

# 11 Augmenting Path Algorithms

## Greedy-algorithm:

- ▶ start with  $f(e) = 0$  everywhere
- ▶ find an  $s$ - $t$  path with  $f(e) < c(e)$  on every edge
- ▶ augment flow along the path
- ▶ repeat as long as possible



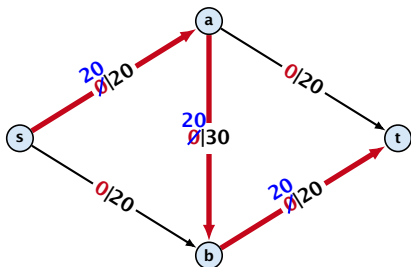
flow value: 0



# 11 Augmenting Path Algorithms

## Greedy-algorithm:

- ▶ start with  $f(e) = 0$  everywhere
- ▶ find an  $s$ - $t$  path with  $f(e) < c(e)$  on every edge
- ▶ augment flow along the path
- ▶ repeat as long as possible

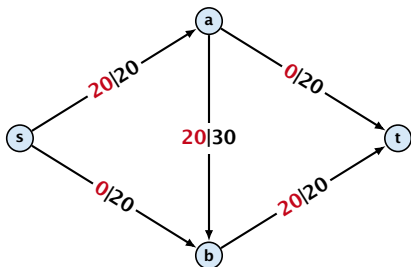


flow value: 0

# 11 Augmenting Path Algorithms

## Greedy-algorithm:

- ▶ start with  $f(e) = 0$  everywhere
- ▶ find an  $s$ - $t$  path with  $f(e) < c(e)$  on every edge
- ▶ augment flow along the path
- ▶ repeat as long as possible



flow value: 20

# The Residual Graph

From the graph  $G = (V, E, c)$  and the current flow  $f$  we construct an auxiliary graph  $G_f = (V, E_f, c_f)$  (the residual graph):

# The Residual Graph

From the graph  $G = (V, E, c)$  and the current flow  $f$  we construct an auxiliary graph  $G_f = (V, E_f, c_f)$  (the residual graph):

- ▶ Suppose the original graph has edges  $e_1 = (u, v)$ , and  $e_2 = (v, u)$  between  $u$  and  $v$ .

# The Residual Graph

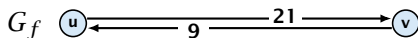
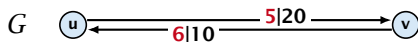
From the graph  $G = (V, E, c)$  and the current flow  $f$  we construct an auxiliary graph  $G_f = (V, E_f, c_f)$  (the residual graph):

- ▶ Suppose the original graph has edges  $e_1 = (u, v)$ , and  $e_2 = (v, u)$  between  $u$  and  $v$ .
- ▶  $G_f$  has edge  $e'_1$  with capacity  $\max\{0, c(e_1) - f(e_1) + f(e_2)\}$  and  $e'_2$  with with capacity  $\max\{0, c(e_2) - f(e_2) + f(e_1)\}$ .

# The Residual Graph

From the graph  $G = (V, E, c)$  and the current flow  $f$  we construct an auxiliary graph  $G_f = (V, E_f, c_f)$  (the residual graph):

- ▶ Suppose the original graph has edges  $e_1 = (u, v)$ , and  $e_2 = (v, u)$  between  $u$  and  $v$ .
- ▶  $G_f$  has edge  $e'_1$  with capacity  $\max\{0, c(e_1) - f(e_1) + f(e_2)\}$  and  $e'_2$  with with capacity  $\max\{0, c(e_2) - f(e_2) + f(e_1)\}$ .



# Augmenting Path Algorithm

## Definition 10

An **augmenting path** with respect to flow  $f$ , is a path from  $s$  to  $t$  in the auxiliary graph  $G_f$  that contains only edges with non-zero capacity.

# Augmenting Path Algorithm

## Definition 10

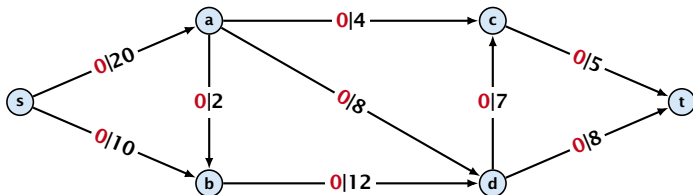
An **augmenting path** with respect to flow  $f$ , is a path from  $s$  to  $t$  in the auxiliary graph  $G_f$  that contains only edges with non-zero capacity.

### Algorithm 1 FordFulkerson( $G = (V, E, c)$ )

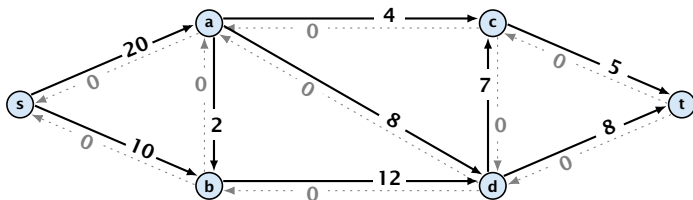
- 1: Initialize  $f(e) \leftarrow 0$  for all edges.
- 2: **while**  $\exists$  augmenting path  $p$  in  $G_f$  **do**
- 3:     augment as much flow along  $p$  as possible.



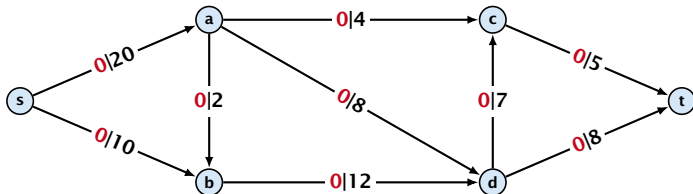
# Augmenting Paths



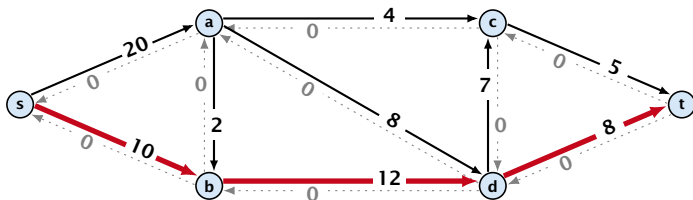
flow value: 0



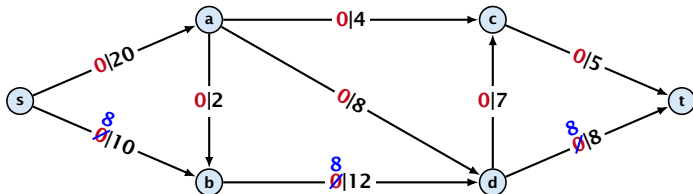
# Augmenting Paths



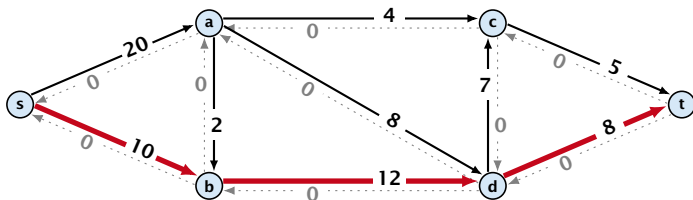
flow value: 0



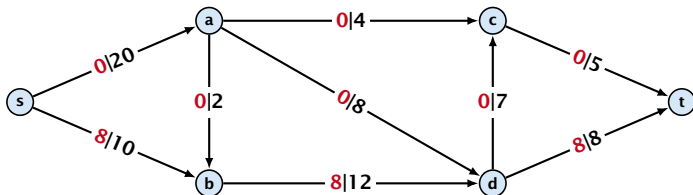
# Augmenting Paths



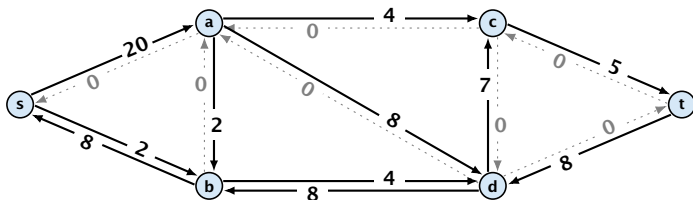
flow value: 0



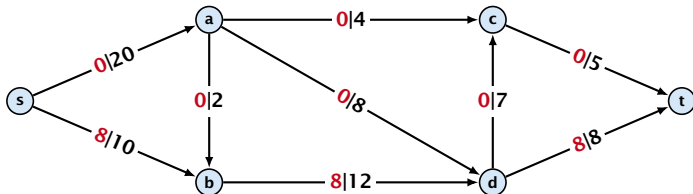
# Augmenting Paths



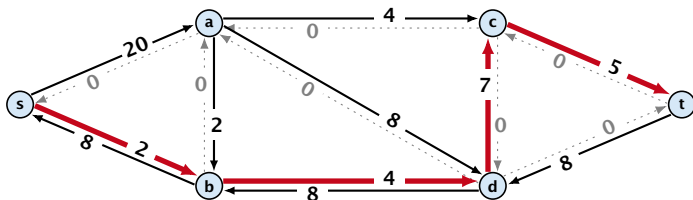
flow value: 8



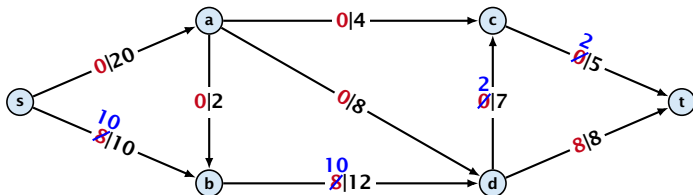
# Augmenting Paths



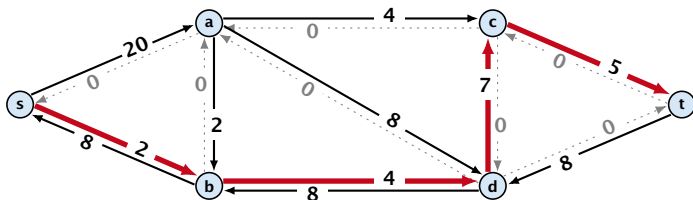
flow value: 8



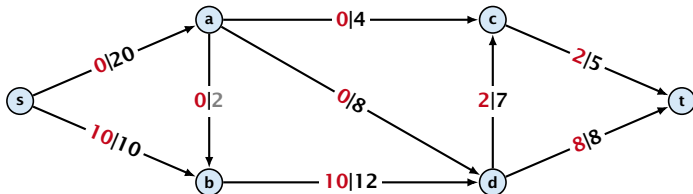
# Augmenting Paths



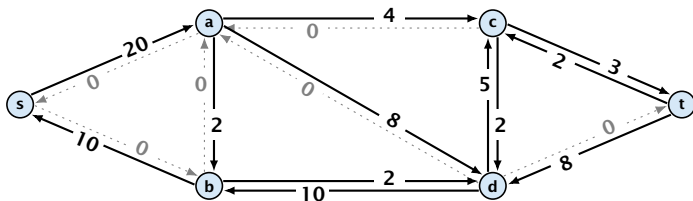
flow value: 8



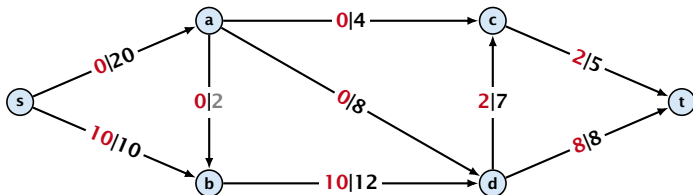
# Augmenting Paths



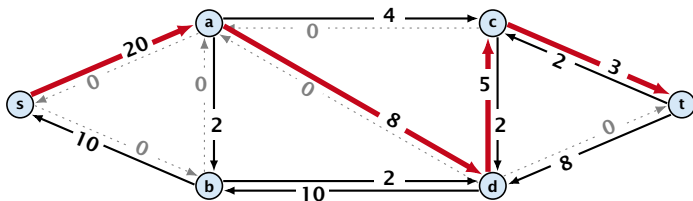
flow value: 10



# Augmenting Paths

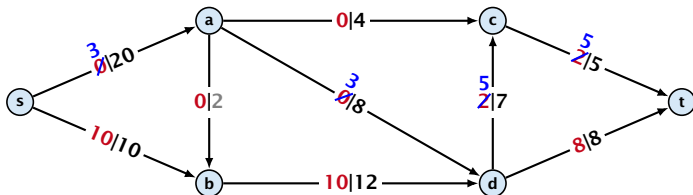


flow value: 10

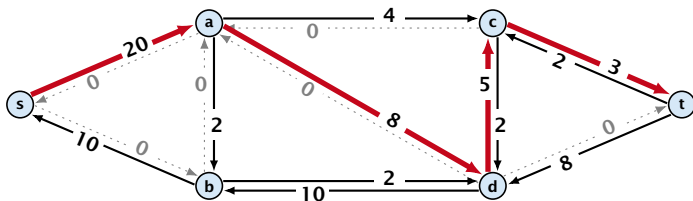




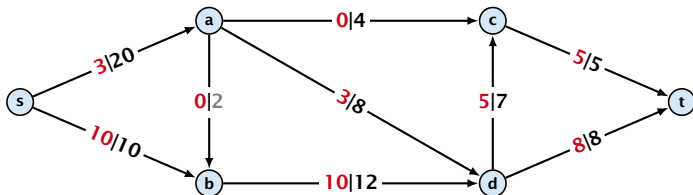
# Augmenting Paths



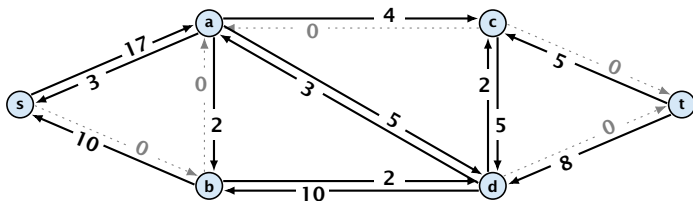
flow value: 10



# Augmenting Paths



flow value: 13



# Augmenting Path Algorithm



# Augmenting Path Algorithm

## Theorem 11

A flow  $f$  is a maximum flow **iff** there are no augmenting paths.

# Augmenting Path Algorithm

## Theorem 11

A flow  $f$  is a maximum flow **iff** there are no augmenting paths.

## Theorem 12

The value of a maximum flow is equal to the value of a minimum cut.

# Augmenting Path Algorithm

## Theorem 11

A flow  $f$  is a maximum flow **iff** there are no augmenting paths.

## Theorem 12

The value of a maximum flow is equal to the value of a minimum cut.

## Proof.

Let  $f$  be a flow. The following are equivalent:

1. There exists a cut  $A$  such that  $\text{val}(f) = \text{cap}(A, V \setminus A)$ .



# Augmenting Path Algorithm

## Theorem 11

A flow  $f$  is a maximum flow **iff** there are no augmenting paths.

## Theorem 12

The value of a maximum flow is equal to the value of a minimum cut.

## Proof.

Let  $f$  be a flow. The following are equivalent:

1. There exists a cut  $A$  such that  $\text{val}(f) = \text{cap}(A, V \setminus A)$ .
2. Flow  $f$  is a maximum flow.



# Augmenting Path Algorithm

## Theorem 11

A flow  $f$  is a maximum flow *iff* there are no augmenting paths.

## Theorem 12

The value of a maximum flow is equal to the value of a minimum cut.

## Proof.

Let  $f$  be a flow. The following are equivalent:

1. There exists a cut  $A$  such that  $\text{val}(f) = \text{cap}(A, V \setminus A)$ .
2. Flow  $f$  is a maximum flow.
3. There is no augmenting path w.r.t.  $f$ .





# Augmenting Path Algorithm



# Augmenting Path Algorithm

1.  $\Rightarrow$  2.

This we already showed.

# Augmenting Path Algorithm

1.  $\Rightarrow$  2.

This we already showed.

2.  $\Rightarrow$  3.

If there were an augmenting path, we could improve the flow.

Contradiction.

# Augmenting Path Algorithm

1.  $\Rightarrow$  2.

This we already showed.

2.  $\Rightarrow$  3.

If there were an augmenting path, we could improve the flow.

Contradiction.

3.  $\Rightarrow$  1.

- ▶ Let  $f$  be a flow with no augmenting paths.

# Augmenting Path Algorithm

1.  $\Rightarrow$  2.

This we already showed.

2.  $\Rightarrow$  3.

If there were an augmenting path, we could improve the flow.

Contradiction.

3.  $\Rightarrow$  1.

- ▶ Let  $f$  be a flow with no augmenting paths.
- ▶ Let  $A$  be the set of vertices reachable from  $s$  in the residual graph along non-zero capacity edges.

# Augmenting Path Algorithm

1.  $\Rightarrow$  2.

This we already showed.

2.  $\Rightarrow$  3.

If there were an augmenting path, we could improve the flow.  
Contradiction.

3.  $\Rightarrow$  1.

- ▶ Let  $f$  be a flow with no augmenting paths.
- ▶ Let  $A$  be the set of vertices reachable from  $s$  in the residual graph along non-zero capacity edges.
- ▶ Since there is no augmenting path we have  $s \in A$  and  $t \notin A$ .

# Augmenting Path Algorithm

$\text{val}(f)$

# Augmenting Path Algorithm

$$\text{val}(f) = \sum_{e \in \text{out}(A)} f(e) - \sum_{e \in \text{into}(A)} f(e)$$



# Augmenting Path Algorithm

$$\begin{aligned}\text{val}(f) &= \sum_{e \in \text{out}(A)} f(e) - \sum_{e \in \text{into}(A)} f(e) \\ &= \sum_{e \in \text{out}(A)} c(e)\end{aligned}$$

# Augmenting Path Algorithm

$$\begin{aligned}\text{val}(f) &= \sum_{e \in \text{out}(A)} f(e) - \sum_{e \in \text{into}(A)} f(e) \\ &= \sum_{e \in \text{out}(A)} c(e) \\ &= \text{cap}(A, V \setminus A)\end{aligned}$$

# Augmenting Path Algorithm

$$\begin{aligned}\text{val}(f) &= \sum_{e \in \text{out}(A)} f(e) - \sum_{e \in \text{into}(A)} f(e) \\ &= \sum_{e \in \text{out}(A)} c(e) \\ &= \text{cap}(A, V \setminus A)\end{aligned}$$

This finishes the proof.

Here the first equality uses the flow value lemma, and the second exploits the fact that the flow along incoming edges must be 0 as the residual graph does not have edges leaving  $A$ .

# Analysis

## **Assumption:**

All capacities are integers between 1 and  $C$ .

**Assumption:**

All capacities are integers between 1 and  $C$ .

**Invariant:**

Every flow value  $f(e)$  and every residual capacity  $c_f(e)$  remains integral throughout the algorithm.

### Lemma 13

The algorithm terminates in at most  $\text{val}(f^*) \leq nC$  iterations, where  $f^*$  denotes the maximum flow. Each iteration can be implemented in time  $\mathcal{O}(m)$ . This gives a total running time of  $\mathcal{O}(nmC)$ .

### Lemma 13

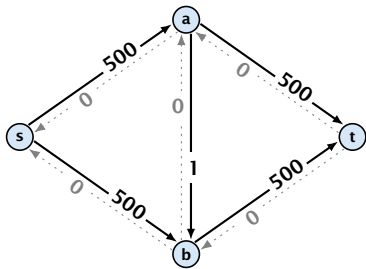
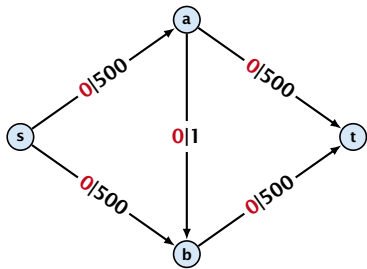
The algorithm terminates in at most  $\text{val}(f^*) \leq nC$  iterations, where  $f^*$  denotes the maximum flow. Each iteration can be implemented in time  $\mathcal{O}(m)$ . This gives a total running time of  $\mathcal{O}(nmC)$ .

### Theorem 14

If all capacities are integers, then there exists a maximum flow for which every flow value  $f(e)$  is integral.

# A Bad Input

**Problem:** The running time may not be polynomial

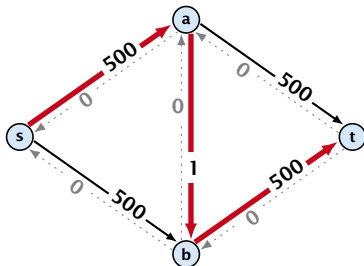
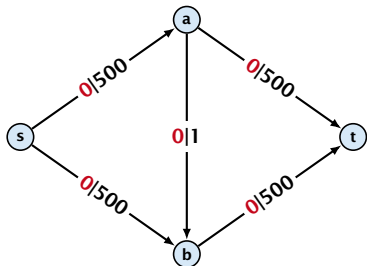


flow value: 0



# A Bad Input

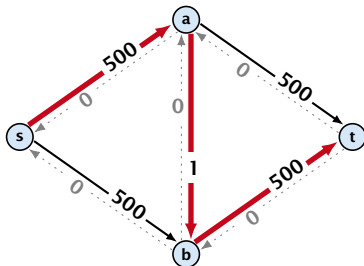
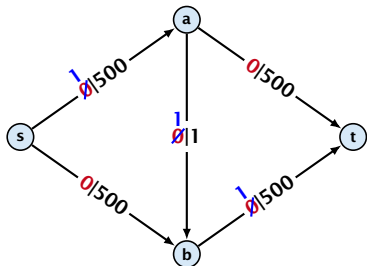
**Problem:** The running time may not be polynomial



flow value: 0

# A Bad Input

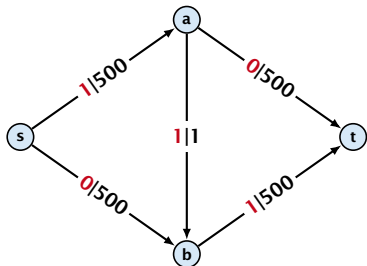
**Problem:** The running time may not be polynomial



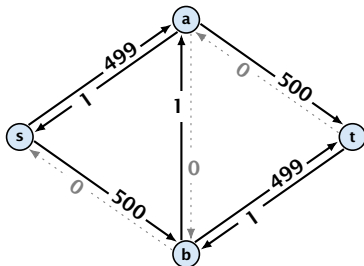
flow value: 0

# A Bad Input

**Problem:** The running time may not be polynomial

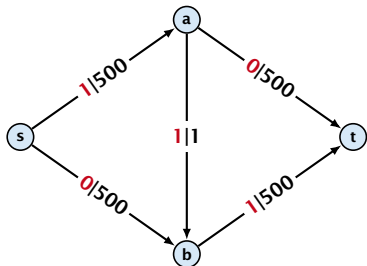


flow value: 1

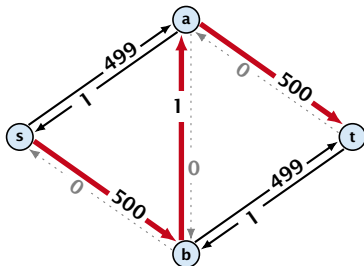


# A Bad Input

**Problem:** The running time may not be polynomial

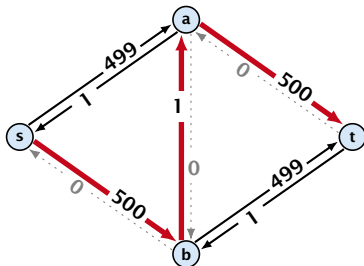
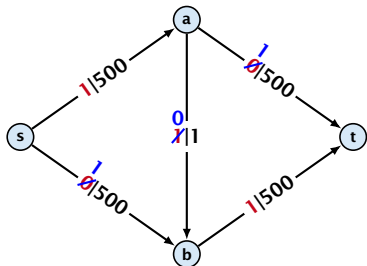


flow value: 1



# A Bad Input

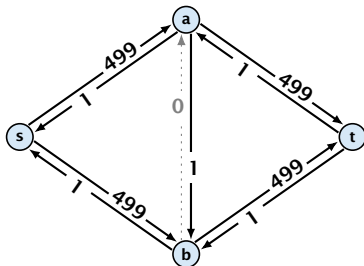
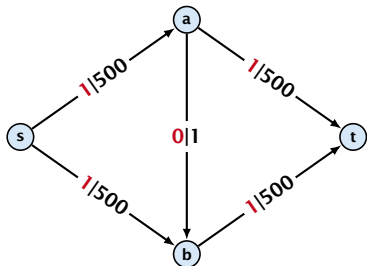
**Problem:** The running time may not be polynomial



flow value: 1

# A Bad Input

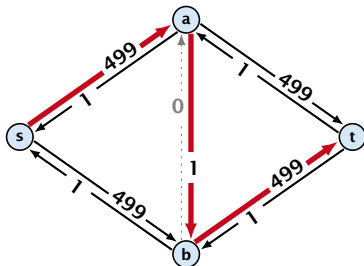
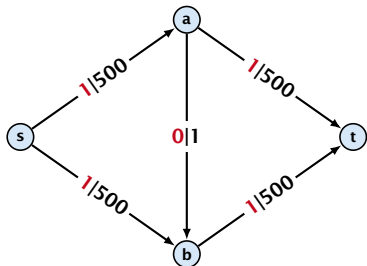
**Problem:** The running time may not be polynomial



flow value: 2

# A Bad Input

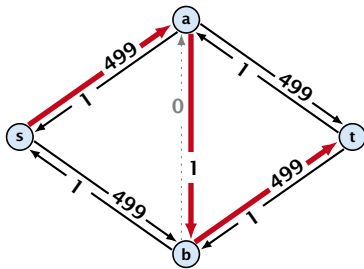
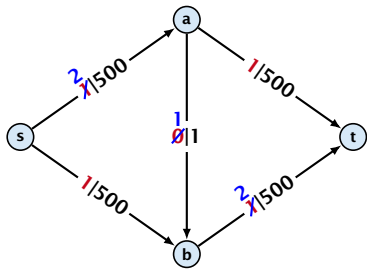
**Problem:** The running time may not be polynomial



flow value: 2

# A Bad Input

**Problem:** The running time may not be polynomial

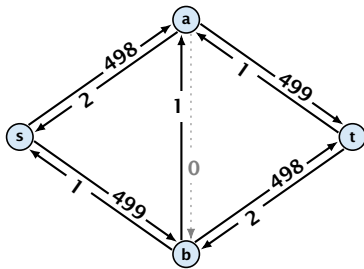
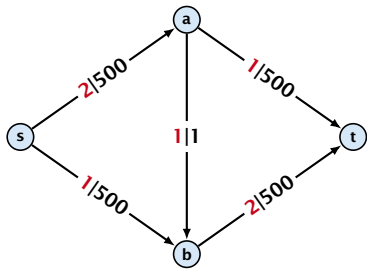


flow value: 2



# A Bad Input

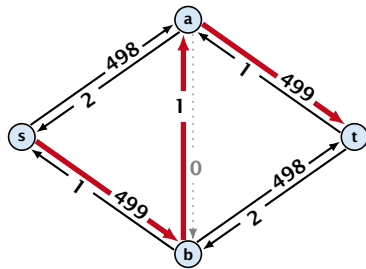
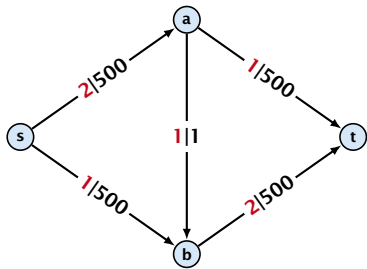
**Problem:** The running time may not be polynomial



flow value: 3

# A Bad Input

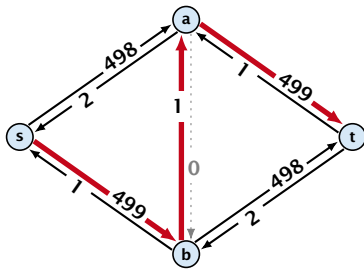
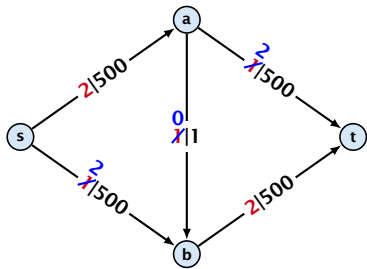
**Problem:** The running time may not be polynomial



flow value: 3

# A Bad Input

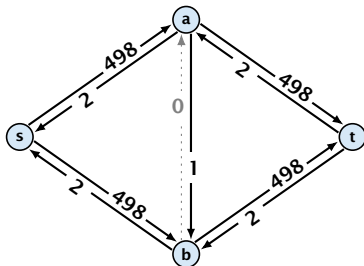
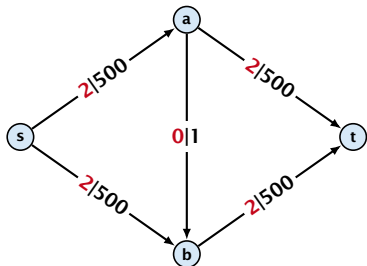
**Problem:** The running time may not be polynomial



flow value: 3

# A Bad Input

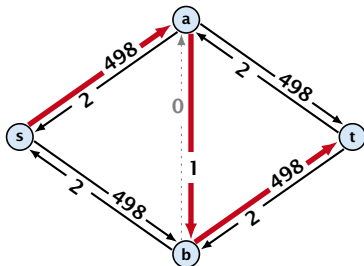
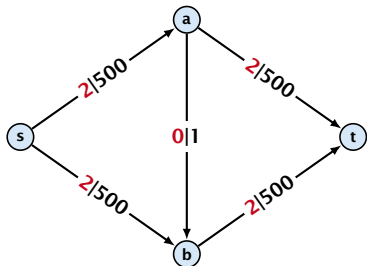
**Problem:** The running time may not be polynomial



flow value: 4

# A Bad Input

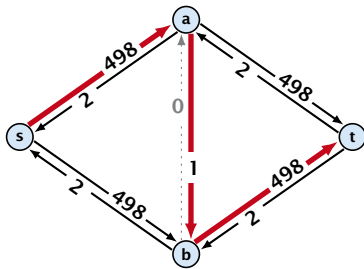
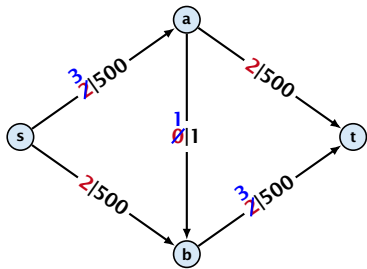
**Problem:** The running time may not be polynomial



flow value: 4

# A Bad Input

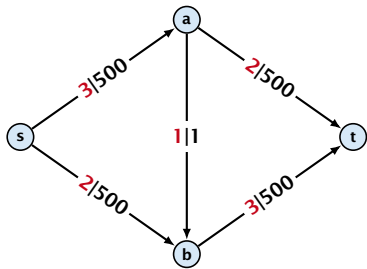
**Problem:** The running time may not be polynomial



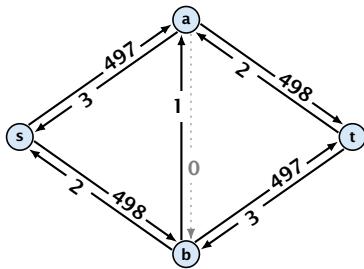
flow value: 4

# A Bad Input

**Problem:** The running time may not be polynomial

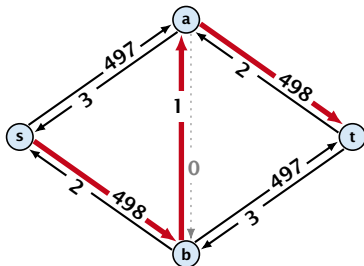
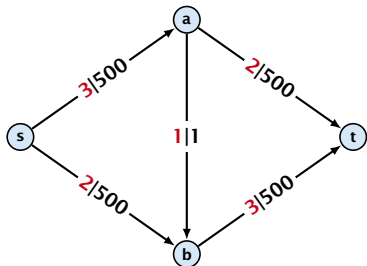


flow value: 5



# A Bad Input

**Problem:** The running time may not be polynomial

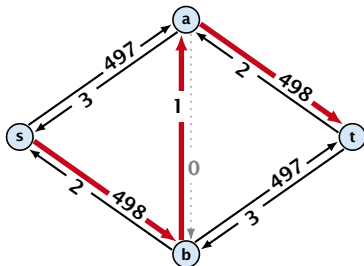
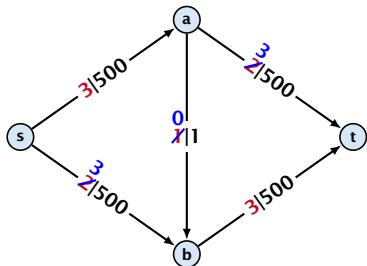


flow value: 5



# A Bad Input

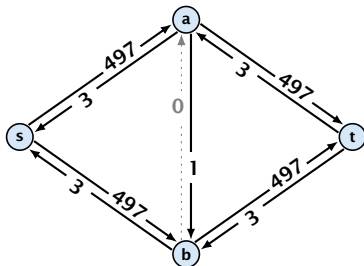
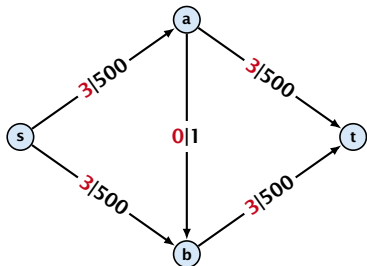
**Problem:** The running time may not be polynomial



flow value: 5

# A Bad Input

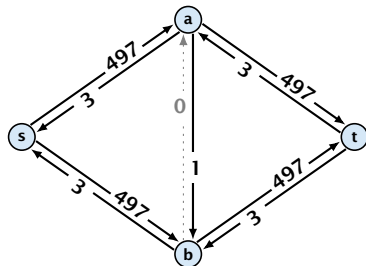
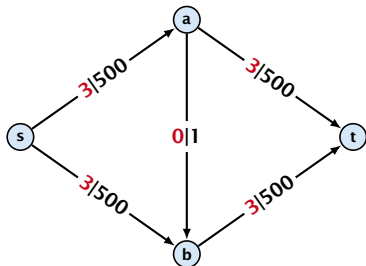
**Problem:** The running time may not be polynomial



flow value: 6

# A Bad Input

**Problem:** The running time may not be polynomial



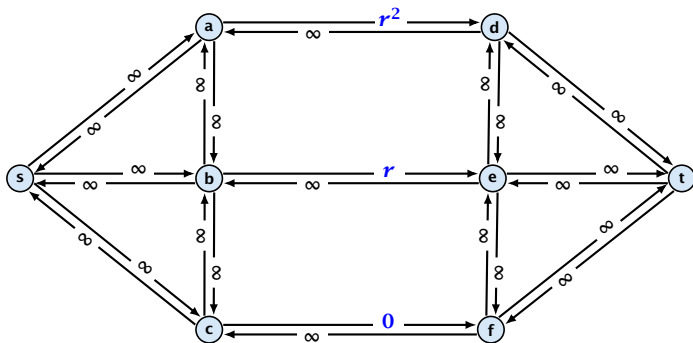
flow value: 6

**Question:**

Can we tweak the algorithm so that the running time is polynomial in the input length?

# A Pathological Input

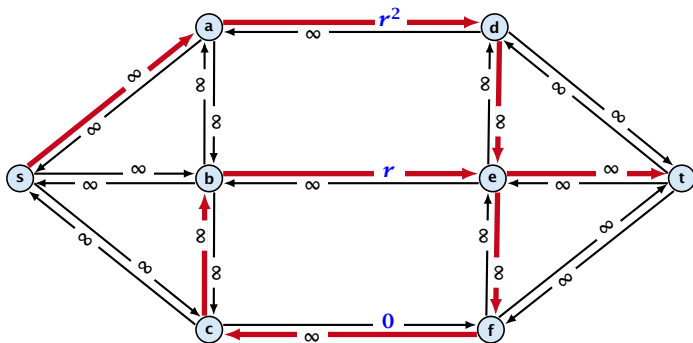
Let  $r = \frac{1}{2}(\sqrt{5} - 1)$ . Then  $r^{n+2} = r^n - r^{n+1}$ .



flow value: 0

# A Pathological Input

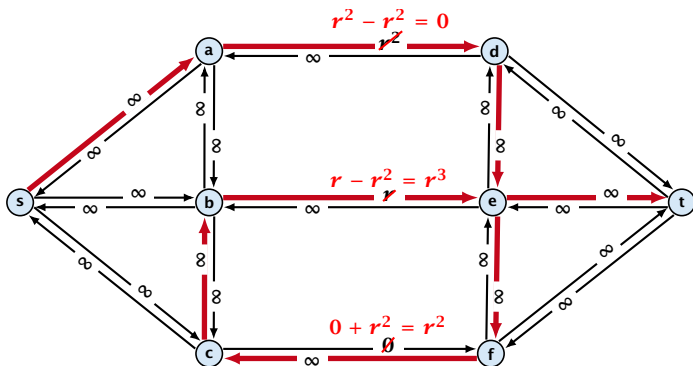
Let  $r = \frac{1}{2}(\sqrt{5} - 1)$ . Then  $r^{n+2} = r^n - r^{n+1}$ .



flow value: 0

# A Pathological Input

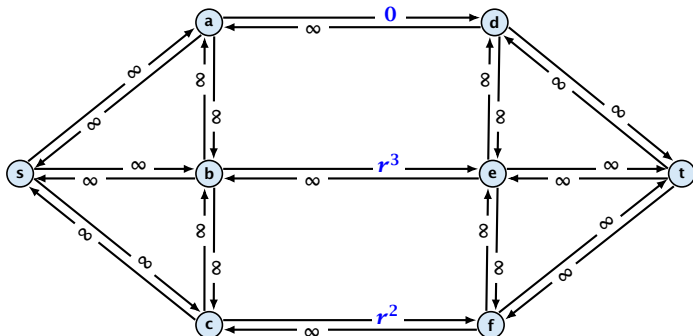
Let  $r = \frac{1}{2}(\sqrt{5} - 1)$ . Then  $r^{n+2} = r^n - r^{n+1}$ .



flow value: 0

## A Pathological Input

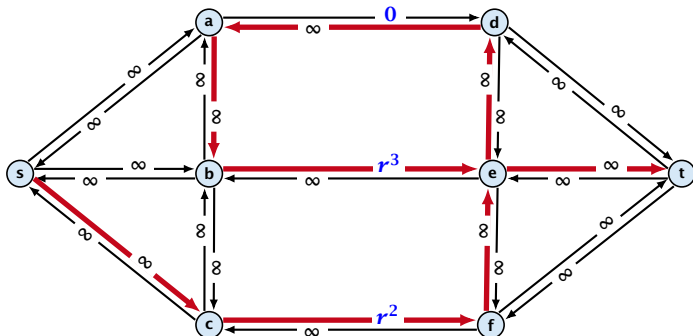
Let  $r = \frac{1}{2}(\sqrt{5} - 1)$ . Then  $r^{n+2} = r^n - r^{n+1}$ .



flow value:  $r^2$

# A Pathological Input

Let  $r = \frac{1}{2}(\sqrt{5} - 1)$ . Then  $r^{n+2} = r^n - r^{n+1}$ .

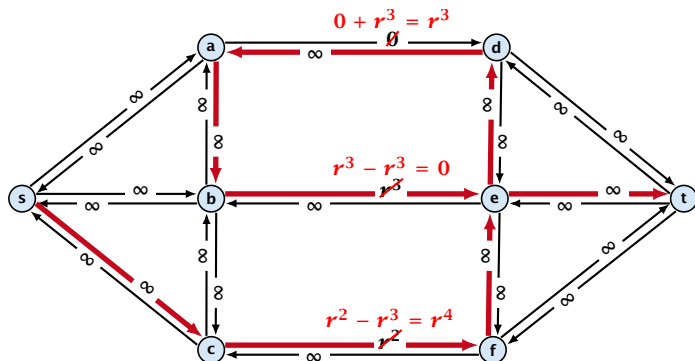


flow value:  $r^2$



# A Pathological Input

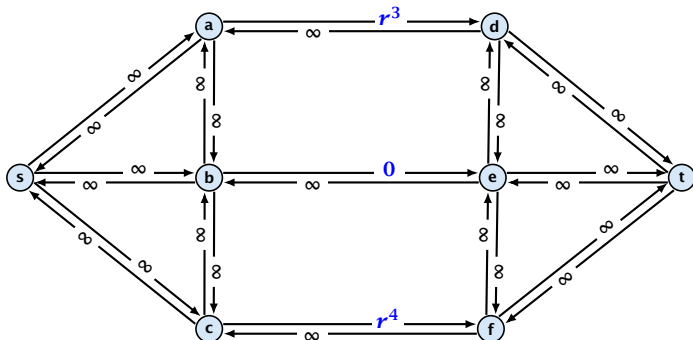
Let  $r = \frac{1}{2}(\sqrt{5} - 1)$ . Then  $r^{n+2} = r^n - r^{n+1}$ .



flow value:  $r^2$

# A Pathological Input

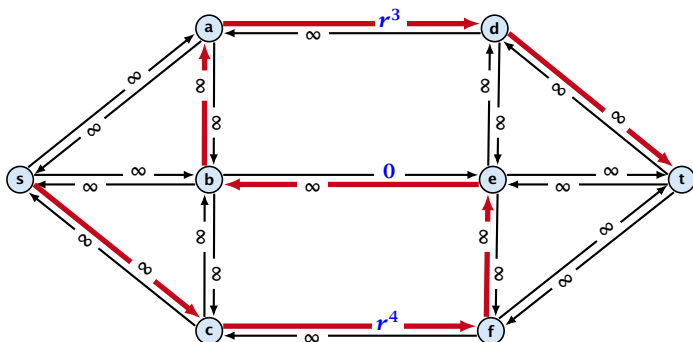
Let  $r = \frac{1}{2}(\sqrt{5} - 1)$ . Then  $r^{n+2} = r^n - r^{n+1}$ .



flow value:  $r^2 + r^3$

# A Pathological Input

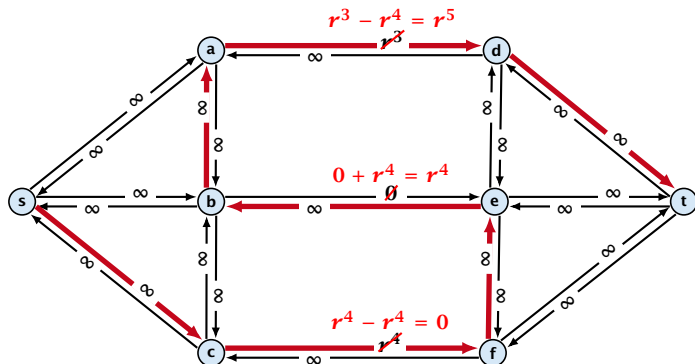
Let  $r = \frac{1}{2}(\sqrt{5} - 1)$ . Then  $r^{n+2} = r^n - r^{n+1}$ .



flow value:  $r^2 + r^3$

# A Pathological Input

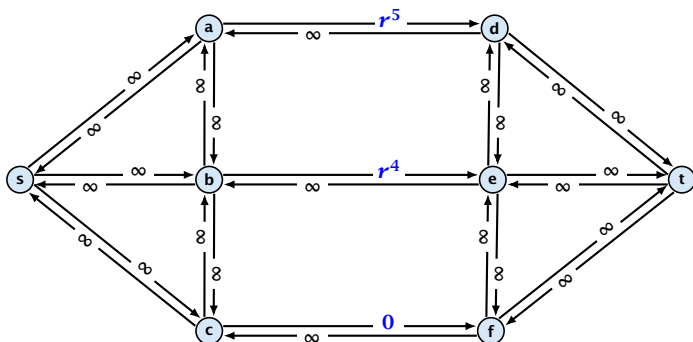
Let  $r = \frac{1}{2}(\sqrt{5} - 1)$ . Then  $r^{n+2} = r^n - r^{n+1}$ .



flow value:  $r^2 + r^3$

## A Pathological Input

Let  $r = \frac{1}{2}(\sqrt{5} - 1)$ . Then  $r^{n+2} = r^n - r^{n+1}$ .



flow value:  $r^2 + r^3 + r^4$

Running time may be infinite!!!



## How to choose augmenting paths?

## How to choose augmenting paths?

- ▶ We need to find paths efficiently.



## How to choose augmenting paths?

- ▶ We need to find paths efficiently.
- ▶ We want to guarantee a small number of iterations.

## How to choose augmenting paths?

- ▶ We need to find paths efficiently.
- ▶ We want to guarantee a small number of iterations.

## Several possibilities:

## How to choose augmenting paths?

- ▶ We need to find paths efficiently.
- ▶ We want to guarantee a small number of iterations.

## Several possibilities:

- ▶ Choose path with maximum bottleneck capacity.

## How to choose augmenting paths?

- ▶ We need to find paths efficiently.
- ▶ We want to guarantee a small number of iterations.

## Several possibilities:

- ▶ Choose path with maximum bottleneck capacity.
- ▶ Choose path with sufficiently large bottleneck capacity.

## How to choose augmenting paths?

- ▶ We need to find paths efficiently.
- ▶ We want to guarantee a small number of iterations.

### Several possibilities:

- ▶ Choose path with maximum bottleneck capacity.
- ▶ Choose path with sufficiently large bottleneck capacity.
- ▶ Choose the shortest augmenting path.

# Overview: Shortest Augmenting Paths



# Overview: Shortest Augmenting Paths

## Lemma 15

*The length of the shortest augmenting path never decreases.*

# Overview: Shortest Augmenting Paths

## Lemma 15

*The length of the shortest augmenting path never decreases.*

## Lemma 16

*After at most  $\mathcal{O}(m)$  augmentations, the length of the shortest augmenting path strictly increases.*



# Overview: Shortest Augmenting Paths

These two lemmas give the following theorem:

# Overview: Shortest Augmenting Paths

These two lemmas give the following theorem:

## Theorem 17

*The shortest augmenting path algorithm performs at most  $\mathcal{O}(mn)$  augmentations. This gives a running time of  $\mathcal{O}(m^2n)$ .*

# Overview: Shortest Augmenting Paths

These two lemmas give the following theorem:

## Theorem 17

*The shortest augmenting path algorithm performs at most  $\mathcal{O}(mn)$  augmentations. This gives a running time of  $\mathcal{O}(m^2n)$ .*

## Proof.

- ▶ We can find the shortest augmenting paths in time  $\mathcal{O}(m)$  via BFS.



# Overview: Shortest Augmenting Paths

These two lemmas give the following theorem:

## Theorem 17

*The shortest augmenting path algorithm performs at most  $\mathcal{O}(mn)$  augmentations. This gives a running time of  $\mathcal{O}(m^2n)$ .*

## Proof.

- ▶ We can find the shortest augmenting paths in time  $\mathcal{O}(m)$  via BFS.
- ▶  $\mathcal{O}(m)$  augmentations for paths of exactly  $k < n$  edges.



# Shortest Augmenting Paths

Define the level  $\ell(v)$  of a node as the length of the shortest  $s$ - $v$  path in  $G_f$  (along non-zero edges).

## Shortest Augmenting Paths

Define the level  $\ell(v)$  of a node as the length of the shortest  $s$ - $v$  path in  $G_f$  (along non-zero edges).

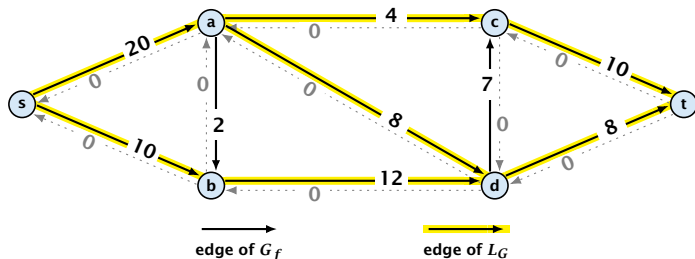
Let  $L_G$  denote the **subgraph** of the residual graph  $G_f$  that contains only those edges  $(u, v)$  with  $\ell(v) = \ell(u) + 1$ .

# Shortest Augmenting Paths

Define the level  $\ell(v)$  of a node as the length of the shortest  $s$ - $v$  path in  $G_f$  (along non-zero edges).

Let  $L_G$  denote the **subgraph** of the residual graph  $G_f$  that contains only those edges  $(u, v)$  with  $\ell(v) = \ell(u) + 1$ .

A path  $P$  is a shortest  $s$ - $t$  path in  $G_f$  **iff** it is an  $s$ - $t$  path in  $L_G$ .

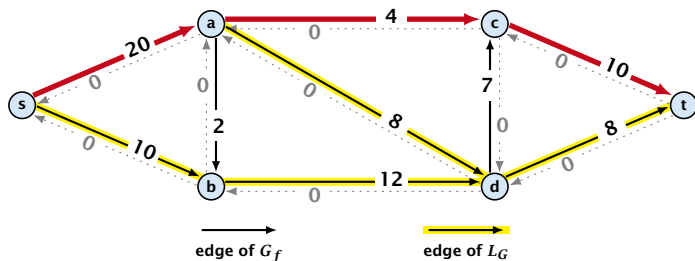


# Shortest Augmenting Paths

Define the level  $\ell(v)$  of a node as the length of the shortest  $s$ - $v$  path in  $G_f$  (along non-zero edges).

Let  $L_G$  denote the **subgraph** of the residual graph  $G_f$  that contains only those edges  $(u, v)$  with  $\ell(v) = \ell(u) + 1$ .

A path  $P$  is a shortest  $s$ - $t$  path in  $G_f$  **iff** it is an  $s$ - $t$  path in  $L_G$ .



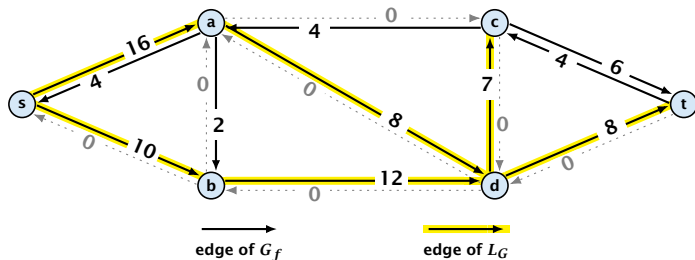


# Shortest Augmenting Paths

Define the level  $\ell(v)$  of a node as the length of the shortest  $s$ - $v$  path in  $G_f$  (along non-zero edges).

Let  $L_G$  denote the **subgraph** of the residual graph  $G_f$  that contains only those edges  $(u, v)$  with  $\ell(v) = \ell(u) + 1$ .

A path  $P$  is a shortest  $s$ - $t$  path in  $G_f$  **iff** it is an  $s$ - $t$  path in  $L_G$ .

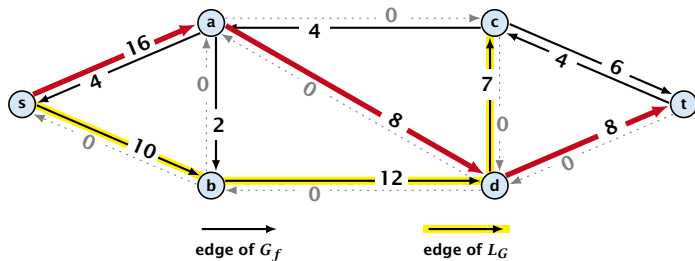


# Shortest Augmenting Paths

Define the level  $\ell(v)$  of a node as the length of the shortest  $s$ - $v$  path in  $G_f$  (along non-zero edges).

Let  $L_G$  denote the **subgraph** of the residual graph  $G_f$  that contains only those edges  $(u, v)$  with  $\ell(v) = \ell(u) + 1$ .

A path  $P$  is a shortest  $s$ - $t$  path in  $G_f$  **iff** it is an  $s$ - $t$  path in  $L_G$ .

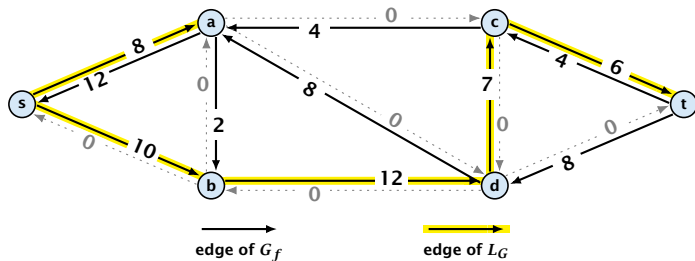


# Shortest Augmenting Paths

Define the level  $\ell(v)$  of a node as the length of the shortest  $s$ - $v$  path in  $G_f$  (along non-zero edges).

Let  $L_G$  denote the **subgraph** of the residual graph  $G_f$  that contains only those edges  $(u, v)$  with  $\ell(v) = \ell(u) + 1$ .

A path  $P$  is a shortest  $s$ - $t$  path in  $G_f$  **iff** it is an  $s$ - $t$  path in  $L_G$ .

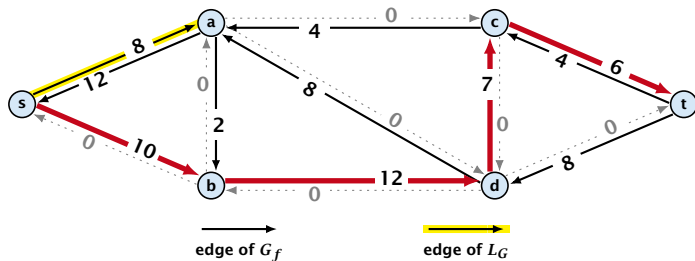


# Shortest Augmenting Paths

Define the level  $\ell(v)$  of a node as the length of the shortest  $s$ - $v$  path in  $G_f$  (along non-zero edges).

Let  $L_G$  denote the **subgraph** of the residual graph  $G_f$  that contains only those edges  $(u, v)$  with  $\ell(v) = \ell(u) + 1$ .

A path  $P$  is a shortest  $s$ - $t$  path in  $G_f$  **iff** it is an  $s$ - $t$  path in  $L_G$ .

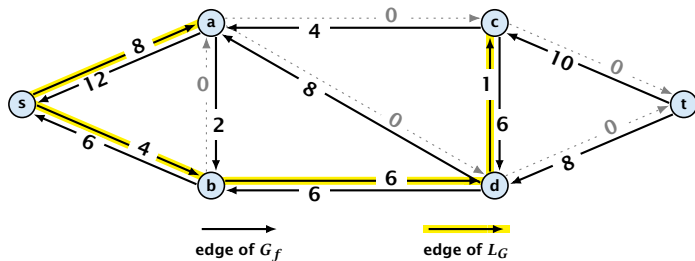


# Shortest Augmenting Paths

Define the level  $\ell(v)$  of a node as the length of the shortest  $s$ - $v$  path in  $G_f$  (along non-zero edges).

Let  $L_G$  denote the **subgraph** of the residual graph  $G_f$  that contains only those edges  $(u, v)$  with  $\ell(v) = \ell(u) + 1$ .

A path  $P$  is a shortest  $s$ - $t$  path in  $G_f$  **iff** it is an  $s$ - $t$  path in  $L_G$ .



In the following we assume that the residual graph  $G_f$  does not contain zero capacity edges.

This means, we construct it in the usual sense and then delete edges of zero capacity.

# Shortest Augmenting Path

## **First Lemma:**

The length of the shortest augmenting path never decreases.

# Shortest Augmenting Path

## First Lemma:

The length of the shortest augmenting path never decreases.

After an augmentation  $G_f$  changes as follows:

- ▶ Bottleneck edges on the chosen path are deleted.



# Shortest Augmenting Path

## First Lemma:

The length of the shortest augmenting path never decreases.

After an augmentation  $G_f$  changes as follows:

- ▶ Bottleneck edges on the chosen path are deleted.
- ▶ Back edges are added to all edges that don't have back edges so far.

# Shortest Augmenting Path

## First Lemma:

The length of the shortest augmenting path never decreases.

After an augmentation  $G_f$  changes as follows:

- ▶ Bottleneck edges on the chosen path are deleted.
- ▶ Back edges are added to all edges that don't have back edges so far.

These changes cannot decrease the distance between  $s$  and  $t$ .

# Shortest Augmenting Path

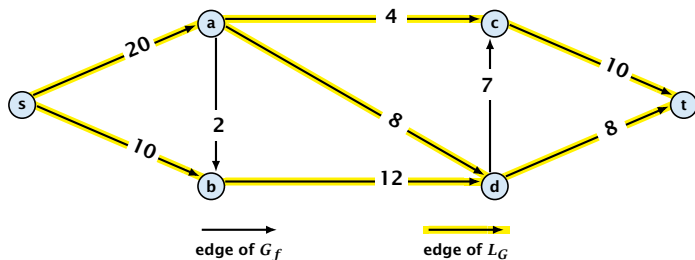
## First Lemma:

The length of the shortest augmenting path never decreases.

After an augmentation  $G_f$  changes as follows:

- ▶ Bottleneck edges on the chosen path are deleted.
- ▶ Back edges are added to all edges that don't have back edges so far.

These changes cannot decrease the distance between  $s$  and  $t$ .



# Shortest Augmenting Path

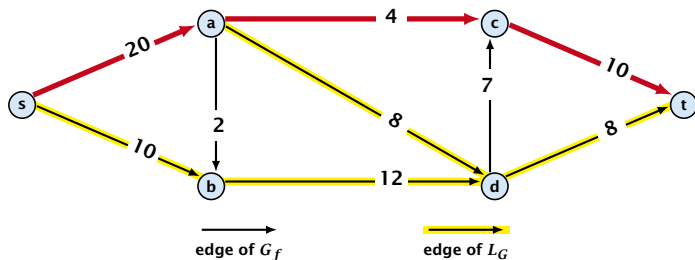
## First Lemma:

The length of the shortest augmenting path never decreases.

After an augmentation  $G_f$  changes as follows:

- ▶ Bottleneck edges on the chosen path are deleted.
- ▶ Back edges are added to all edges that don't have back edges so far.

These changes cannot decrease the distance between  $s$  and  $t$ .



# Shortest Augmenting Path

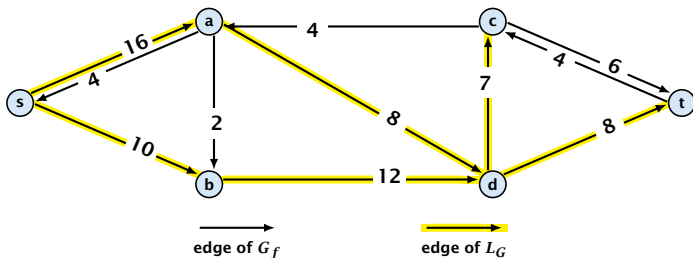
## First Lemma:

The length of the shortest augmenting path never decreases.

After an augmentation  $G_f$  changes as follows:

- ▶ Bottleneck edges on the chosen path are deleted.
- ▶ Back edges are added to all edges that don't have back edges so far.

These changes cannot decrease the distance between  $s$  and  $t$ .



# Shortest Augmenting Path

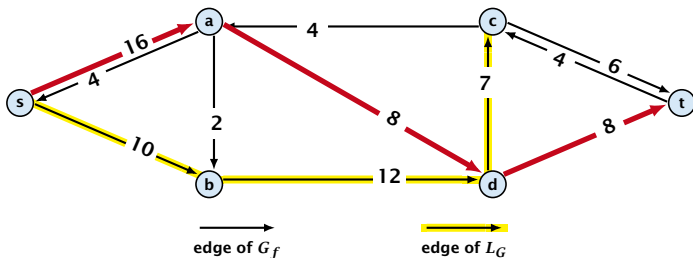
## First Lemma:

The length of the shortest augmenting path never decreases.

After an augmentation  $G_f$  changes as follows:

- ▶ Bottleneck edges on the chosen path are deleted.
- ▶ Back edges are added to all edges that don't have back edges so far.

These changes cannot decrease the distance between  $s$  and  $t$ .



# Shortest Augmenting Path

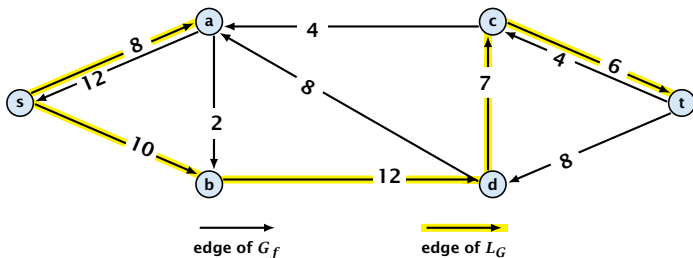
## First Lemma:

The length of the shortest augmenting path never decreases.

After an augmentation  $G_f$  changes as follows:

- ▶ Bottleneck edges on the chosen path are deleted.
- ▶ Back edges are added to all edges that don't have back edges so far.

These changes cannot decrease the distance between  $s$  and  $t$ .



# Shortest Augmenting Path

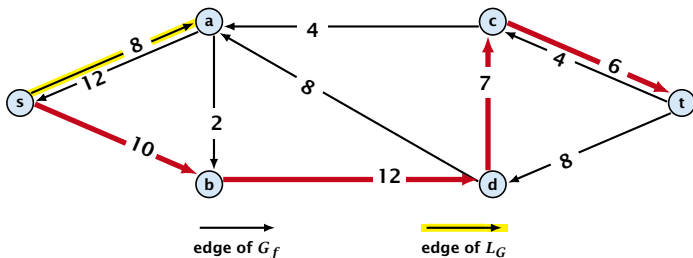
## First Lemma:

The length of the shortest augmenting path never decreases.

After an augmentation  $G_f$  changes as follows:

- ▶ Bottleneck edges on the chosen path are deleted.
- ▶ Back edges are added to all edges that don't have back edges so far.

These changes cannot decrease the distance between  $s$  and  $t$ .





# Shortest Augmenting Path

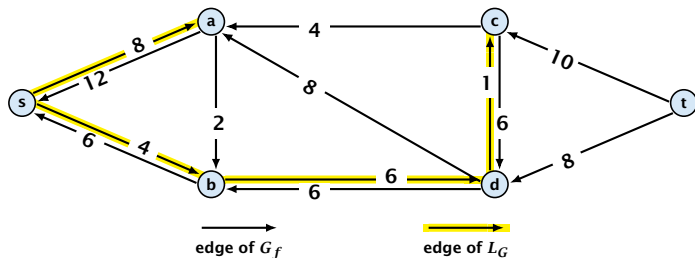
## First Lemma:

The length of the shortest augmenting path never decreases.

After an augmentation  $G_f$  changes as follows:

- ▶ Bottleneck edges on the chosen path are deleted.
- ▶ Back edges are added to all edges that don't have back edges so far.

These changes cannot decrease the distance between  $s$  and  $t$ .



## Shortest Augmenting Path

**Second Lemma:** After at most  $m$  augmentations the length of the shortest augmenting path strictly increases.

## Shortest Augmenting Path

**Second Lemma:** After at most  $m$  augmentations the length of the shortest augmenting path strictly increases.

Let  $M$  denote the set of edges in graph  $L_G$  at the beginning of a round when the distance between  $s$  and  $t$  is  $k$ .

## Shortest Augmenting Path

**Second Lemma:** After at most  $m$  augmentations the length of the shortest augmenting path strictly increases.

Let  $M$  denote the set of edges in graph  $L_G$  at the beginning of a round when the distance between  $s$  and  $t$  is  $k$ .

An  $s$ - $t$  path in  $G_f$  that uses edges not in  $M$  has length larger than  $k$ , even when using edges added to  $G_f$  during the round.

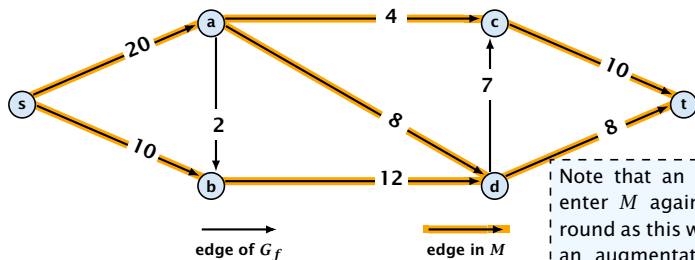
# Shortest Augmenting Path

**Second Lemma:** After at most  $m$  augmentations the length of the shortest augmenting path strictly increases.

Let  $M$  denote the set of edges in graph  $L_G$  at the beginning of a round when the distance between  $s$  and  $t$  is  $k$ .

An  $s$ - $t$  path in  $G_f$  that uses edges not in  $M$  has length larger than  $k$ , even when using edges added to  $G_f$  during the round.

In each augmentation an edge is deleted from  $M$ .



Note that an edge cannot enter  $M$  again during the round as this would require an augmentation along a non-shortest path.

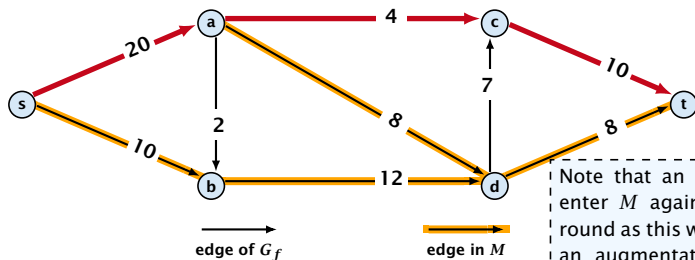
# Shortest Augmenting Path

**Second Lemma:** After at most  $m$  augmentations the length of the shortest augmenting path strictly increases.

Let  $M$  denote the set of edges in graph  $L_G$  at the beginning of a round when the distance between  $s$  and  $t$  is  $k$ .

An  $s$ - $t$  path in  $G_f$  that uses edges not in  $M$  has length larger than  $k$ , even when using edges added to  $G_f$  during the round.

In each augmentation an edge is deleted from  $M$ .



Note that an edge cannot enter  $M$  again during the round as this would require an augmentation along a non-shortest path.

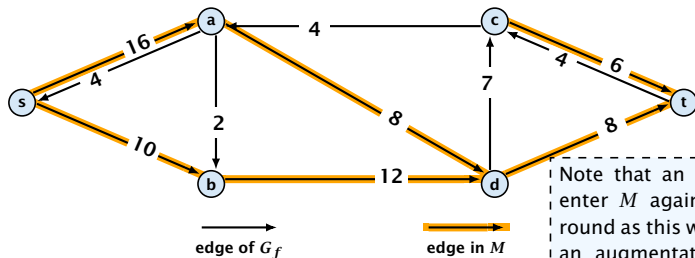
# Shortest Augmenting Path

**Second Lemma:** After at most  $m$  augmentations the length of the shortest augmenting path strictly increases.

Let  $M$  denote the set of edges in graph  $L_G$  at the beginning of a round when the distance between  $s$  and  $t$  is  $k$ .

An  $s$ - $t$  path in  $G_f$  that uses edges not in  $M$  has length larger than  $k$ , even when using edges added to  $G_f$  during the round.

In each augmentation an edge is deleted from  $M$ .



Note that an edge cannot enter  $M$  again during the round as this would require an augmentation along a non-shortest path.

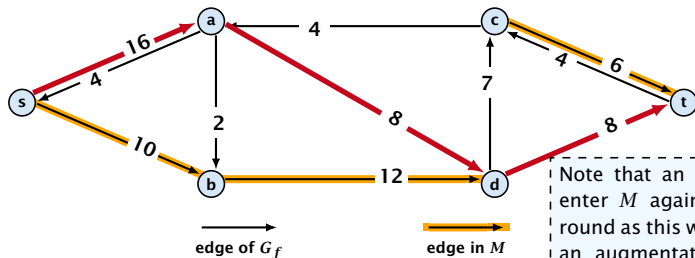
# Shortest Augmenting Path

**Second Lemma:** After at most  $m$  augmentations the length of the shortest augmenting path strictly increases.

Let  $M$  denote the set of edges in graph  $L_G$  at the beginning of a round when the distance between  $s$  and  $t$  is  $k$ .

An  $s$ - $t$  path in  $G_f$  that uses edges not in  $M$  has length larger than  $k$ , even when using edges added to  $G_f$  during the round.

In each augmentation an edge is deleted from  $M$ .



Note that an edge cannot enter  $M$  again during the round as this would require an augmentation along a non-shortest path.



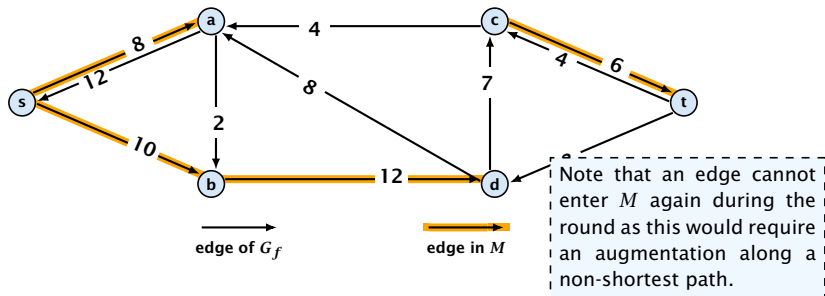
# Shortest Augmenting Path

**Second Lemma:** After at most  $m$  augmentations the length of the shortest augmenting path strictly increases.

Let  $M$  denote the set of edges in graph  $L_G$  at the beginning of a round when the distance between  $s$  and  $t$  is  $k$ .

An  $s$ - $t$  path in  $G_f$  that uses edges not in  $M$  has length larger than  $k$ , even when using edges added to  $G_f$  during the round.

In each augmentation an edge is deleted from  $M$ .



# Shortest Augmenting Paths



# Shortest Augmenting Paths

## Theorem 18

*The shortest augmenting path algorithm performs at most  $\mathcal{O}(mn)$  augmentations. Each augmentation can be performed in time  $\mathcal{O}(m)$ .*

# Shortest Augmenting Paths

## Theorem 18

*The shortest augmenting path algorithm performs at most  $\mathcal{O}(mn)$  augmentations. Each augmentation can be performed in time  $\mathcal{O}(m)$ .*

## Theorem 19 (without proof)

*There exist networks with  $m = \Theta(n^2)$  that require  $\mathcal{O}(mn)$  augmentations, when we restrict ourselves to only augment along shortest augmenting paths.*

# Shortest Augmenting Paths

## Theorem 18

*The shortest augmenting path algorithm performs at most  $\mathcal{O}(mn)$  augmentations. Each augmentation can be performed in time  $\mathcal{O}(m)$ .*

## Theorem 19 (without proof)

*There exist networks with  $m = \Theta(n^2)$  that require  $\mathcal{O}(mn)$  augmentations, when we restrict ourselves to only augment along shortest augmenting paths.*

### Note:

There always exists a set of  $m$  augmentations that gives a maximum flow (why?).

# Shortest Augmenting Paths

When sticking to shortest augmenting paths we cannot improve (asymptotically) on the number of augmentations.

# Shortest Augmenting Paths

When sticking to shortest augmenting paths we cannot improve (asymptotically) on the number of augmentations.

However, we can improve the running time to  $\mathcal{O}(mn^2)$  by improving the running time for finding an augmenting path (currently we assume  $\mathcal{O}(m)$  per augmentation for this).

# Shortest Augmenting Paths

We maintain a subset  $M$  of the edges of  $G_f$  with the guarantee that a shortest  $s$ - $t$  path using only edges from  $M$  is a shortest augmenting path.



# Shortest Augmenting Paths

We maintain a subset  $M$  of the edges of  $G_f$  with the guarantee that a shortest  $s-t$  path using only edges from  $M$  is a shortest augmenting path.

With each augmentation some edges are deleted from  $M$ .

# Shortest Augmenting Paths

We maintain a subset  $M$  of the edges of  $G_f$  with the guarantee that a shortest  $s-t$  path using only edges from  $M$  is a shortest augmenting path.

With each augmentation some edges are deleted from  $M$ .

When  $M$  does not contain an  $s-t$  path anymore the distance between  $s$  and  $t$  strictly increases.

# Shortest Augmenting Paths

We maintain a subset  $M$  of the edges of  $G_f$  with the guarantee that a shortest  $s$ - $t$  path using only edges from  $M$  is a shortest augmenting path.

With each augmentation some edges are deleted from  $M$ .

When  $M$  does not contain an  $s$ - $t$  path anymore the distance between  $s$  and  $t$  strictly increases.

Note that  $M$  is not the set of edges of the level graph but a subset of level-graph edges.

Suppose that the initial distance between  $s$  and  $t$  in  $G_f$  is  $k$ .

Suppose that the initial distance between  $s$  and  $t$  in  $G_f$  is  $k$ .

$M$  is initialized as the level graph  $L_G$ .

Suppose that the initial distance between  $s$  and  $t$  in  $G_f$  is  $k$ .

$M$  is initialized as the level graph  $L_G$ .

Perform a **DFS search** to find a path from  $s$  to  $t$  using edges from  $M$ .

Suppose that the initial distance between  $s$  and  $t$  in  $G_f$  is  $k$ .

$M$  is initialized as the level graph  $L_G$ .

Perform a **DFS search** to find a path from  $s$  to  $t$  using edges from  $M$ .

Either you find  $t$  after at most  $n$  steps, or you end at a node  $v$  that does not have any outgoing edges.

Suppose that the initial distance between  $s$  and  $t$  in  $G_f$  is  $k$ .

$M$  is initialized as the level graph  $L_G$ .

Perform a **DFS search** to find a path from  $s$  to  $t$  using edges from  $M$ .

Either you find  $t$  after at most  $n$  steps, or you end at a node  $v$  that does not have any outgoing edges.

You can delete incoming edges of  $v$  from  $M$ .



# Analysis

## Analysis

Let a phase of the algorithm be defined by the time between two augmentations during which the distance between  $s$  and  $t$  strictly increases.

## Analysis

Let a phase of the algorithm be defined by the time between two augmentations during which the distance between  $s$  and  $t$  strictly increases.

Initializing  $M$  for the phase takes time  $\mathcal{O}(m)$ .

## Analysis

Let a phase of the algorithm be defined by the time between two augmentations during which the distance between  $s$  and  $t$  strictly increases.

Initializing  $M$  for the phase takes time  $\mathcal{O}(m)$ .

The total cost for searching for augmenting paths during a phase is at most  $\mathcal{O}(mn)$ , since every search (successful (i.e., reaching  $t$ ) or unsuccessful) decreases the number of edges in  $M$  and takes time  $\mathcal{O}(n)$ .

## Analysis

Let a phase of the algorithm be defined by the time between two augmentations during which the distance between  $s$  and  $t$  strictly increases.

Initializing  $M$  for the phase takes time  $\mathcal{O}(m)$ .

The total cost for searching for augmenting paths during a phase is at most  $\mathcal{O}(mn)$ , since every search (successful (i.e., reaching  $t$ ) or unsuccessful) decreases the number of edges in  $M$  and takes time  $\mathcal{O}(n)$ .

The total cost for performing an augmentation **during** a phase is only  $\mathcal{O}(n)$ . For every edge in the augmenting path one has to update the residual graph  $G_f$  and has to check whether the edge is still in  $M$  for the next search.

## Analysis

Let a phase of the algorithm be defined by the time between two augmentations during which the distance between  $s$  and  $t$  strictly increases.

Initializing  $M$  for the phase takes time  $\mathcal{O}(m)$ .

The total cost for searching for augmenting paths during a phase is at most  $\mathcal{O}(mn)$ , since every search (successful (i.e., reaching  $t$ ) or unsuccessful) decreases the number of edges in  $M$  and takes time  $\mathcal{O}(n)$ .

The total cost for performing an augmentation **during** a phase is only  $\mathcal{O}(n)$ . For every edge in the augmenting path one has to update the residual graph  $G_f$  and has to check whether the edge is still in  $M$  for the next search.

There are at most  $n$  phases. Hence, total cost is  $\mathcal{O}(mn^2)$ .

## How to choose augmenting paths?

- ▶ We need to find paths efficiently.

## How to choose augmenting paths?

- ▶ We need to find paths efficiently.
- ▶ We want to guarantee a small number of iterations.



## How to choose augmenting paths?

- ▶ We need to find paths efficiently.
- ▶ We want to guarantee a small number of iterations.

## Several possibilities:

## How to choose augmenting paths?

- ▶ We need to find paths efficiently.
- ▶ We want to guarantee a small number of iterations.

### Several possibilities:

- ▶ Choose path with maximum bottleneck capacity.
- ▶ Choose path with sufficiently large bottleneck capacity.
- ▶ Choose the shortest augmenting path.

# Capacity Scaling



# Capacity Scaling

## Intuition:

- ▶ Choosing a path with the highest bottleneck increases the flow as much as possible in a single step.

# Capacity Scaling

## Intuition:

- ▶ Choosing a path with the highest bottleneck increases the flow as much as possible in a single step.
- ▶ Don't worry about finding the exact bottleneck.

# Capacity Scaling

## Intuition:

- ▶ Choosing a path with the highest bottleneck increases the flow as much as possible in a single step.
- ▶ Don't worry about finding the exact bottleneck.
- ▶ Maintain scaling parameter  $\Delta$ .

# Capacity Scaling

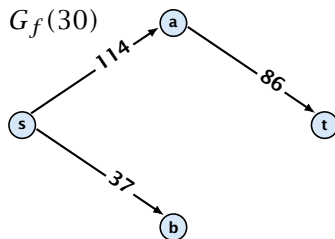
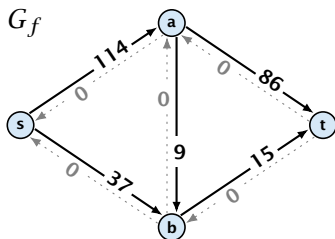
## Intuition:

- ▶ Choosing a path with the highest bottleneck increases the flow as much as possible in a single step.
- ▶ Don't worry about finding the exact bottleneck.
- ▶ Maintain scaling parameter  $\Delta$ .
- ▶  $G_f(\Delta)$  is a sub-graph of the residual graph  $G_f$  that contains only edges with capacity at least  $\Delta$ .

# Capacity Scaling

## Intuition:

- ▶ Choosing a path with the highest bottleneck increases the flow as much as possible in a single step.
- ▶ Don't worry about finding the exact bottleneck.
- ▶ Maintain scaling parameter  $\Delta$ .
- ▶  $G_f(\Delta)$  is a sub-graph of the residual graph  $G_f$  that contains only edges with capacity at least  $\Delta$ .





# Capacity Scaling

## Algorithm 1 maxflow( $G, s, t, c$ )

```
1: foreach  $e \in E$  do  $f_e \leftarrow 0$ ;  
2:  $\Delta \leftarrow 2^{\lceil \log_2 C \rceil}$   
3: while  $\Delta \geq 1$  do  
4:    $G_f(\Delta) \leftarrow \Delta$ -residual graph  
5:   while there is augmenting path  $P$  in  $G_f(\Delta)$  do  
6:      $f \leftarrow \text{augment}(f, c, P)$   
7:      $\text{update}(G_f(\Delta))$   
8:    $\Delta \leftarrow \Delta/2$   
9: return  $f$ 
```

# Capacity Scaling



# Capacity Scaling

## **Assumption:**

All capacities are integers between 1 and  $C$ .

# Capacity Scaling

## **Assumption:**

All capacities are integers between 1 and  $C$ .

## **Invariant:**

All flows and capacities are/remain integral throughout the algorithm.

# Capacity Scaling

## Assumption:

All capacities are integers between 1 and  $C$ .

## Invariant:

All flows and capacities are/remain integral throughout the algorithm.

## Correctness:

The algorithm computes a maxflow:

- ▶ because of integrality we have  $G_f(1) = G_f$

# Capacity Scaling

## Assumption:

All capacities are integers between 1 and  $C$ .

## Invariant:

All flows and capacities are/remain integral throughout the algorithm.

## Correctness:

The algorithm computes a maxflow:

- ▶ because of integrality we have  $G_f(1) = G_f$
- ▶ therefore after the last phase there are no augmenting paths anymore

# Capacity Scaling

## Assumption:

All capacities are integers between 1 and  $C$ .

## Invariant:

All flows and capacities are/remain integral throughout the algorithm.

## Correctness:

The algorithm computes a maxflow:

- ▶ because of integrality we have  $G_f(1) = G_f$
- ▶ therefore after the last phase there are no augmenting paths anymore
- ▶ this means we have a maximum flow.

# Capacity Scaling





# Capacity Scaling

## Lemma 20

*There are  $\lceil \log C \rceil + 1$  iterations over  $\Delta$ .*

**Proof:** obvious.

# Capacity Scaling

## Lemma 20

There are  $\lceil \log C \rceil + 1$  iterations over  $\Delta$ .

**Proof:** obvious.

## Lemma 21

Let  $f$  be the flow at the end of a  $\Delta$ -phase. Then the maximum flow is smaller than  $\text{val}(f) + m\Delta$ .

**Proof:** less obvious, but simple:

# Capacity Scaling

## Lemma 20

There are  $\lceil \log C \rceil + 1$  iterations over  $\Delta$ .

**Proof:** obvious.

## Lemma 21

Let  $f$  be the flow at the end of a  $\Delta$ -phase. Then the maximum flow is smaller than  $\text{val}(f) + m\Delta$ .

**Proof:** less obvious, but simple:

- ▶ There must exist an  $s$ - $t$  cut in  $G_f(\Delta)$  of zero capacity.

# Capacity Scaling

## Lemma 20

There are  $\lceil \log C \rceil + 1$  iterations over  $\Delta$ .

**Proof:** obvious.

## Lemma 21

Let  $f$  be the flow at the end of a  $\Delta$ -phase. Then the maximum flow is smaller than  $\text{val}(f) + m\Delta$ .

**Proof:** less obvious, but simple:

- ▶ There must exist an  $s$ - $t$  cut in  $G_f(\Delta)$  of zero capacity.
- ▶ In  $G_f$  this cut can have capacity at most  $m\Delta$ .

# Capacity Scaling

## Lemma 20

There are  $\lceil \log C \rceil + 1$  iterations over  $\Delta$ .

**Proof:** obvious.

## Lemma 21

Let  $f$  be the flow at the end of a  $\Delta$ -phase. Then the maximum flow is smaller than  $\text{val}(f) + m\Delta$ .

**Proof:** less obvious, but simple:

- ▶ There must exist an  $s$ - $t$  cut in  $G_f(\Delta)$  of zero capacity.
- ▶ In  $G_f$  this cut can have capacity at most  $m\Delta$ .
- ▶ This gives me an upper bound on the flow that I can still add.

# Capacity Scaling



# Capacity Scaling

## Lemma 22

*There are at most  $2m$  augmentations per scaling-phase.*

# Capacity Scaling

## Lemma 22

*There are at most  $2m$  augmentations per scaling-phase.*

### Proof:

- ▶ Let  $f$  be the flow at the end of the previous phase.



# Capacity Scaling

## Lemma 22

*There are at most  $2m$  augmentations per scaling-phase.*

**Proof:**

- ▶ Let  $f$  be the flow at the end of the previous phase.
- ▶  $\text{val}(f^*) \leq \text{val}(f) + 2m\Delta$

# Capacity Scaling

## Lemma 22

*There are at most  $2m$  augmentations per scaling-phase.*

**Proof:**

- ▶ Let  $f$  be the flow at the end of the previous phase.
- ▶  $\text{val}(f^*) \leq \text{val}(f) + 2m\Delta$
- ▶ Each augmentation increases flow by  $\Delta$ .

# Capacity Scaling

## Lemma 22

*There are at most  $2m$  augmentations per scaling-phase.*

**Proof:**

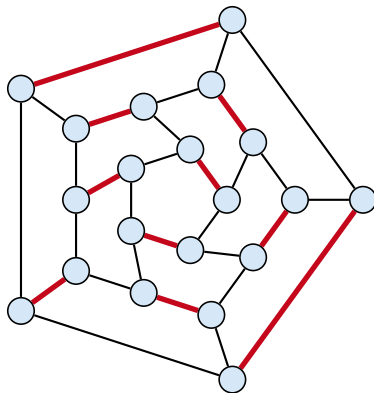
- ▶ Let  $f$  be the flow at the end of the previous phase.
- ▶  $\text{val}(f^*) \leq \text{val}(f) + 2m\Delta$
- ▶ Each augmentation increases flow by  $\Delta$ .

## Theorem 23

*We need  $\mathcal{O}(m \log C)$  augmentations. The algorithm can be implemented in time  $\mathcal{O}(m^2 \log C)$ .*

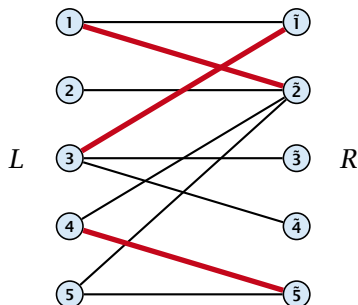
# Matching

- ▶ Input: undirected graph  $G = (V, E)$ .
- ▶  $M \subseteq E$  is a **matching** if each node appears in at most one edge in  $M$ .
- ▶ Maximum Matching: find a matching of maximum cardinality



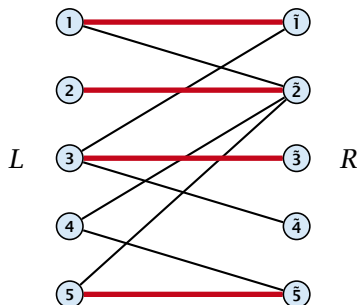
# Bipartite Matching

- ▶ Input: undirected, **bipartite** graph  $G = (L \uplus R, E)$ .
- ▶  $M \subseteq E$  is a **matching** if each node appears in at most one edge in  $M$ .
- ▶ Maximum Matching: find a matching of maximum cardinality



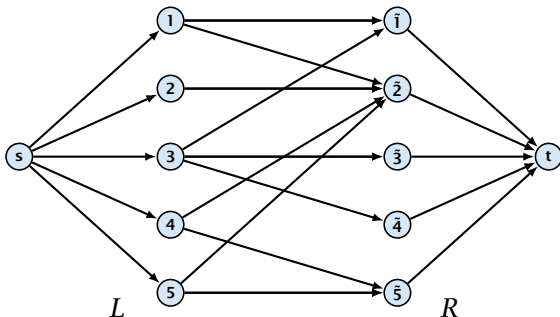
# Bipartite Matching

- ▶ Input: undirected, **bipartite** graph  $G = (L \uplus R, E)$ .
- ▶  $M \subseteq E$  is a **matching** if each node appears in at most one edge in  $M$ .
- ▶ Maximum Matching: find a matching of maximum cardinality



# Maxflow Formulation

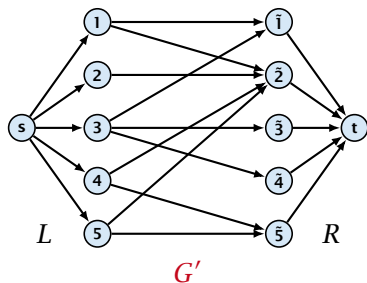
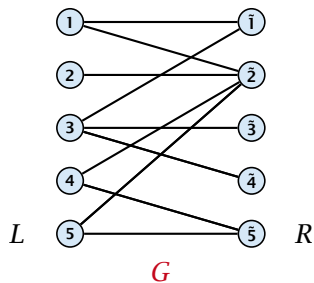
- ▶ Input: undirected, bipartite graph  $G = (L \uplus R \uplus \{s, t\}, E')$ .
- ▶ Direct all edges from  $L$  to  $R$ .
- ▶ Add source  $s$  and connect it to all nodes on the left.
- ▶ Add  $t$  and connect all nodes on the right to  $t$ .
- ▶ All edges have unit capacity.



# Proof

## Max cardinality matching in $G \leq$ value of maxflow in $G'$

- ▶ Given a maximum matching  $M$  of cardinality  $k$ .
- ▶ Consider flow  $f$  that sends one unit along each of  $k$  paths.
- ▶  $f$  is a flow and has cardinality  $k$ .

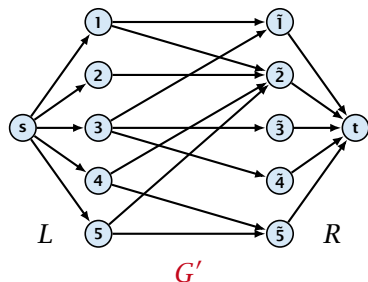
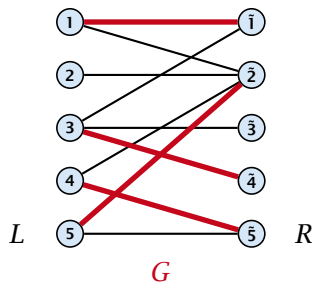




# Proof

## Max cardinality matching in $G \leq$ value of maxflow in $G'$

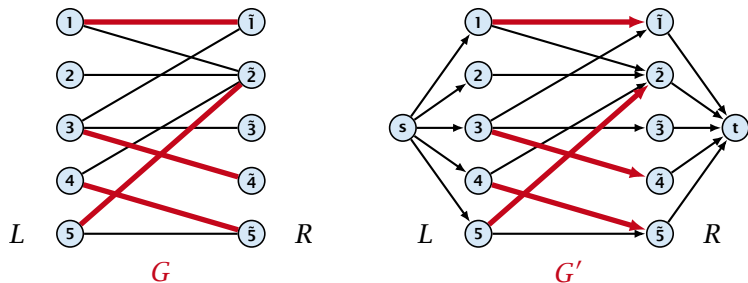
- ▶ Given a maximum matching  $M$  of cardinality  $k$ .
- ▶ Consider flow  $f$  that sends one unit along each of  $k$  paths.
- ▶  $f$  is a flow and has cardinality  $k$ .



# Proof

## Max cardinality matching in $G \leq$ value of maxflow in $G'$

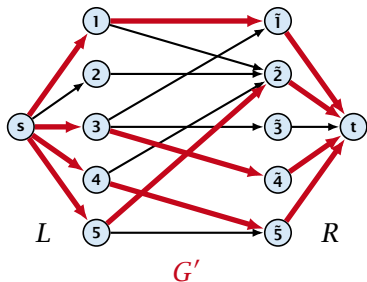
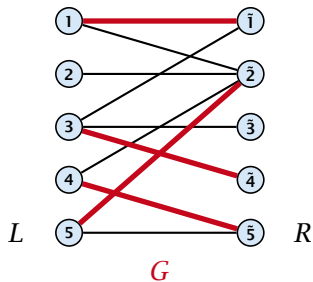
- ▶ Given a maximum matching  $M$  of cardinality  $k$ .
- ▶ Consider flow  $f$  that sends one unit along each of  $k$  paths.
- ▶  $f$  is a flow and has cardinality  $k$ .



# Proof

## Max cardinality matching in $G \leq$ value of maxflow in $G'$

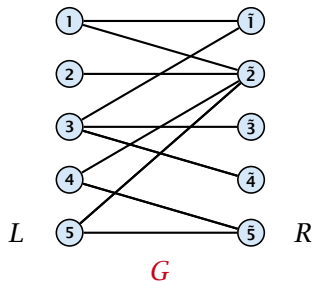
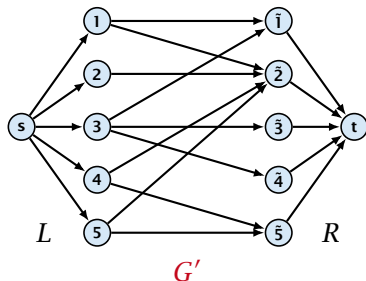
- ▶ Given a maximum matching  $M$  of cardinality  $k$ .
- ▶ Consider flow  $f$  that sends one unit along each of  $k$  paths.
- ▶  $f$  is a flow and has cardinality  $k$ .



# Proof

Max cardinality matching in  $G \geq$  value of maxflow in  $G'$

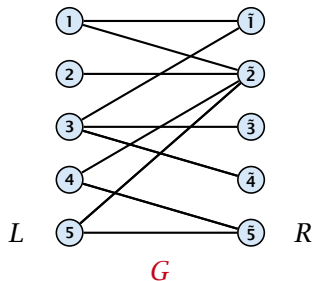
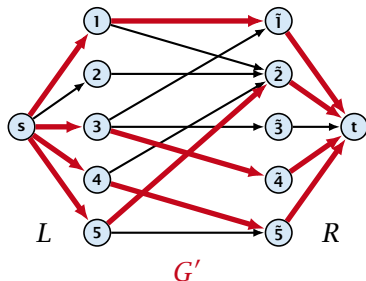
- ▶ Let  $f$  be a maxflow in  $G'$  of value  $k$
- ▶ Integrality theorem  $\Rightarrow k$  integral; we can assume  $f$  is 0/1.
- ▶ Consider  $M =$  set of edges from  $L$  to  $R$  with  $f(e) = 1$ .
- ▶ Each node in  $L$  and  $R$  participates in at most one edge in  $M$ .
- ▶  $|M| = k$ , as the flow must use at least  $k$  middle edges.



# Proof

Max cardinality matching in  $G \geq$  value of maxflow in  $G'$

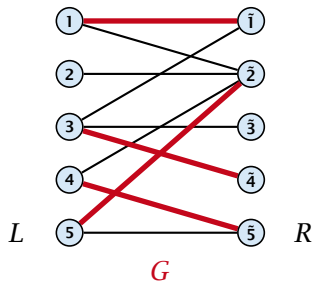
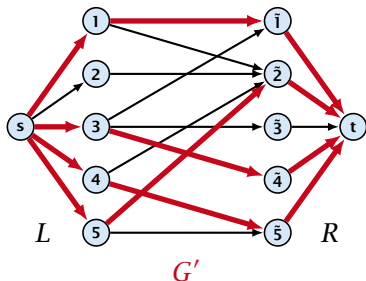
- ▶ Let  $f$  be a maxflow in  $G'$  of value  $k$
- ▶ Integrality theorem  $\Rightarrow k$  integral; we can assume  $f$  is 0/1.
- ▶ Consider  $M =$  set of edges from  $L$  to  $R$  with  $f(e) = 1$ .
- ▶ Each node in  $L$  and  $R$  participates in at most one edge in  $M$ .
- ▶  $|M| = k$ , as the flow must use at least  $k$  middle edges.



# Proof

Max cardinality matching in  $G \geq$  value of maxflow in  $G'$

- ▶ Let  $f$  be a maxflow in  $G'$  of value  $k$
- ▶ Integrality theorem  $\Rightarrow k$  integral; we can assume  $f$  is 0/1.
- ▶ Consider  $M =$  set of edges from  $L$  to  $R$  with  $f(e) = 1$ .
- ▶ Each node in  $L$  and  $R$  participates in at most one edge in  $M$ .
- ▶  $|M| = k$ , as the flow must use at least  $k$  middle edges.



## 12.1 Matching

### Which flow algorithm to use?

- ▶ Generic augmenting path:  $\mathcal{O}(m \text{val}(f^*)) = \mathcal{O}(mn)$ .
- ▶ Capacity scaling:  $\mathcal{O}(m^2 \log C) = \mathcal{O}(m^2)$ .
- ▶ Shortest augmenting path:  $\mathcal{O}(mn^2)$ .

For **unit capacity simple graphs** shortest augmenting path can be implemented in time  $\mathcal{O}(m\sqrt{n})$ .

A graph is a **unit capacity simple graph** if

- ▶ every edge has capacity 1
- ▶ a node has either at most one leaving edge **or** at most one entering edge

# Baseball Elimination

<i>team</i> <i>i</i>	<i>wins</i> $w_i$	<i>losses</i> $\ell_i$	<i>remaining games</i>			
			<i>Atl</i>	<i>Phi</i>	<i>NY</i>	<i>Mon</i>
Atlanta	83	71	–	1	6	1
Philadelphia	80	79	1	–	0	2
New York	78	78	6	0	–	0
Montreal	77	82	1	2	0	–

**Which team can end the season with most wins?**

- ▶ Montreal is eliminated, since even after winning all remaining games there are only 80 wins.
- ▶ But also Philadelphia is eliminated. Why?



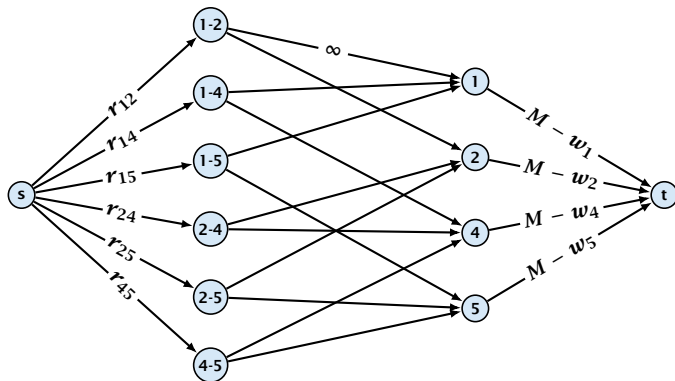
# Baseball Elimination

## Formal definition of the problem:

- ▶ Given a set  $S$  of teams, and one specific team  $z \in S$ .
- ▶ Team  $x$  has already won  $w_x$  games.
- ▶ Team  $x$  still has to play team  $y$ ,  $r_{xy}$  times.
- ▶ Does team  $z$  still have a chance to finish with the most number of wins.

# Baseball Elimination

Flow network for  $z = 3$ .  $M$  is number of wins Team 3 can still obtain.

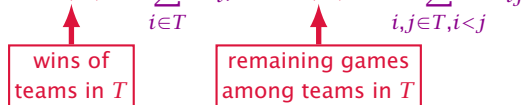


**Idea.** Distribute the results of remaining games in such a way that no team gets too many wins.

# Certificate of Elimination

Let  $T \subseteq S$  be a subset of teams. Define

$$w(T) := \sum_{i \in T} w_i, \quad r(T) := \sum_{i, j \in T, i < j} r_{ij}$$



If  $\frac{w(T)+r(T)}{|T|} > M$  then one of the teams in  $T$  will have more than  $M$  wins in the end. A team that can win at most  $M$  games is therefore eliminated.

## Theorem 24

A team  $z$  is eliminated if and only if the flow network for  $z$  does not allow a flow of value  $\sum_{i,j \in S \setminus \{z\}, i < j} r_{ij}$ .

## Theorem 24

A team  $z$  is eliminated if and only if the flow network for  $z$  does not allow a flow of value  $\sum_{i,j \in S \setminus \{z\}, i < j} r_{ij}$ .

### Proof ( $\Leftarrow$ )

- ▶ Consider the mincut  $A$  in the flow network. Let  $T$  be the set of team-nodes in  $A$ .

## Theorem 24

A team  $z$  is eliminated if and only if the flow network for  $z$  does not allow a flow of value  $\sum_{i,j \in S \setminus \{z\}, i < j} r_{ij}$ .

### Proof ( $\Leftarrow$ )

- ▶ Consider the mincut  $A$  in the flow network. Let  $T$  be the set of team-nodes in  $A$ .
- ▶ If for node  $x-y$  not both team-nodes  $x$  and  $y$  are in  $T$ , then  $x-y \notin A$  as otw. the cut would cut an infinite capacity edge.

## Theorem 24

A team  $z$  is eliminated if and only if the flow network for  $z$  does not allow a flow of value  $\sum_{i,j \in S \setminus \{z\}, i < j} r_{ij}$ .

### Proof ( $\Leftarrow$ )

- ▶ Consider the mincut  $A$  in the flow network. Let  $T$  be the set of team-nodes in  $A$ .
- ▶ If for node  $x-y$  not both team-nodes  $x$  and  $y$  are in  $T$ , then  $x-y \notin A$  as otw. the cut would cut an infinite capacity edge.
- ▶ We don't find a flow that saturates all source edges:

$$r(S \setminus \{z\})$$

## Theorem 24

A team  $z$  is eliminated if and only if the flow network for  $z$  does not allow a flow of value  $\sum_{ij \in S \setminus \{z\}, i < j} r_{ij}$ .

### Proof ( $\Leftarrow$ )

- ▶ Consider the mincut  $A$  in the flow network. Let  $T$  be the set of team-nodes in  $A$ .
- ▶ If for node  $x-y$  not both team-nodes  $x$  and  $y$  are in  $T$ , then  $x-y \notin A$  as otw. the cut would cut an infinite capacity edge.
- ▶ We don't find a flow that saturates all source edges:

$$r(S \setminus \{z\}) > \text{cap}(A, V \setminus A)$$



## Theorem 24

A team  $z$  is eliminated if and only if the flow network for  $z$  does not allow a flow of value  $\sum_{i \in S \setminus \{z\}, i < j} r_{ij}$ .

### Proof ( $\Leftarrow$ )

- ▶ Consider the mincut  $A$  in the flow network. Let  $T$  be the set of team-nodes in  $A$ .
- ▶ If for node  $x-y$  not both team-nodes  $x$  and  $y$  are in  $T$ , then  $x-y \notin A$  as otw. the cut would cut an infinite capacity edge.
- ▶ We don't find a flow that saturates all source edges:

$$\begin{aligned} r(S \setminus \{z\}) &> \text{cap}(A, V \setminus A) \\ &\geq \sum_{i < j: i \notin T \vee j \notin T} r_{ij} + \sum_{i \in T} (M - w_i) \end{aligned}$$

## Theorem 24

A team  $z$  is eliminated if and only if the flow network for  $z$  does not allow a flow of value  $\sum_{i \in S \setminus \{z\}, i < j} r_{ij}$ .

### Proof ( $\Leftarrow$ )

- ▶ Consider the mincut  $A$  in the flow network. Let  $T$  be the set of team-nodes in  $A$ .
- ▶ If for node  $x-y$  not both team-nodes  $x$  and  $y$  are in  $T$ , then  $x-y \notin A$  as otw. the cut would cut an infinite capacity edge.
- ▶ We don't find a flow that saturates all source edges:

$$\begin{aligned}r(S \setminus \{z\}) &> \text{cap}(A, V \setminus A) \\ &\geq \sum_{i < j: i \notin T \vee j \notin T} r_{ij} + \sum_{i \in T} (M - w_i) \\ &\geq r(S \setminus \{z\}) - r(T) + |T|M - w(T)\end{aligned}$$

## Theorem 24

A team  $z$  is eliminated if and only if the flow network for  $z$  does not allow a flow of value  $\sum_{i \in S \setminus \{z\}, i < j} r_{ij}$ .

### Proof ( $\Leftarrow$ )

- ▶ Consider the mincut  $A$  in the flow network. Let  $T$  be the set of team-nodes in  $A$ .
- ▶ If for node  $x-y$  not both team-nodes  $x$  and  $y$  are in  $T$ , then  $x-y \notin A$  as otw. the cut would cut an infinite capacity edge.
- ▶ We don't find a flow that saturates all source edges:

$$\begin{aligned} r(S \setminus \{z\}) &> \text{cap}(A, V \setminus A) \\ &\geq \sum_{i < j: i \notin T \vee j \notin T} r_{ij} + \sum_{i \in T} (M - w_i) \\ &\geq r(S \setminus \{z\}) - r(T) + |T|M - w(T) \end{aligned}$$

- ▶ This gives  $M < (w(T) + r(T))/|T|$ , i.e.,  $z$  is eliminated.

# Baseball Elimination

## Proof ( $\Rightarrow$ )

- ▶ Suppose we have a flow that saturates all source edges.

# Baseball Elimination

## Proof ( $\Rightarrow$ )

- ▶ Suppose we have a flow that saturates all source edges.
- ▶ We can assume that this flow is **integral**.

# Baseball Elimination

## Proof ( $\Rightarrow$ )

- ▶ Suppose we have a flow that saturates all source edges.
- ▶ We can assume that this flow is **integral**.
- ▶ For every pairing  $x$ - $y$  it defines how many games team  $x$  and team  $y$  should win.

# Baseball Elimination

## Proof ( $\Rightarrow$ )

- ▶ Suppose we have a flow that saturates all source edges.
- ▶ We can assume that this flow is **integral**.
- ▶ For every pairing  $x$ - $y$  it defines how many games team  $x$  and team  $y$  should win.
- ▶ The flow leaving the team-node  $x$  can be interpreted as the additional number of wins that team  $x$  will obtain.

# Baseball Elimination

## Proof ( $\Rightarrow$ )

- ▶ Suppose we have a flow that saturates all source edges.
- ▶ We can assume that this flow is **integral**.
- ▶ For every pairing  $x$ - $y$  it defines how many games team  $x$  and team  $y$  should win.
- ▶ The flow leaving the team-node  $x$  can be interpreted as the additional number of wins that team  $x$  will obtain.
- ▶ This is less than  $M - w_x$  because of capacity constraints.



# Baseball Elimination

## Proof ( $\Rightarrow$ )

- ▶ Suppose we have a flow that saturates all source edges.
- ▶ We can assume that this flow is **integral**.
- ▶ For every pairing  $x$ - $y$  it defines how many games team  $x$  and team  $y$  should win.
- ▶ The flow leaving the team-node  $x$  can be interpreted as the additional number of wins that team  $x$  will obtain.
- ▶ This is less than  $M - w_x$  because of capacity constraints.
- ▶ Hence, we found a set of results for the remaining games, such that no team obtains more than  $M$  wins in total.

# Baseball Elimination

## Proof ( $\Rightarrow$ )

- ▶ Suppose we have a flow that saturates all source edges.
- ▶ We can assume that this flow is **integral**.
- ▶ For every pairing  $x$ - $y$  it defines how many games team  $x$  and team  $y$  should win.
- ▶ The flow leaving the team-node  $x$  can be interpreted as the additional number of wins that team  $x$  will obtain.
- ▶ This is less than  $M - w_x$  because of capacity constraints.
- ▶ Hence, we found a set of results for the remaining games, such that no team obtains more than  $M$  wins in total.
- ▶ Hence, team  $z$  is not eliminated.

# Project Selection

## Project selection problem:

- ▶ Set  $P$  of possible projects. Project  $v$  has an associated profit  $p_v$  (can be positive or negative).

# Project Selection

## Project selection problem:

- ▶ Set  $P$  of possible projects. Project  $v$  has an associated profit  $p_v$  (can be positive or negative).
- ▶ Some projects have requirements (taking course EA2 requires course EA1).

# Project Selection

## Project selection problem:

- ▶ Set  $P$  of possible projects. Project  $v$  has an associated profit  $p_v$  (can be positive or negative).
- ▶ Some projects have requirements (taking course EA2 requires course EA1).
- ▶ Dependencies are modelled in a graph. Edge  $(u, v)$  means “can’t do project  $u$  without also doing project  $v$ .”

# Project Selection

## Project selection problem:

- ▶ Set  $P$  of possible projects. Project  $v$  has an associated profit  $p_v$  (can be positive or negative).
- ▶ Some projects have requirements (taking course EA2 requires course EA1).
- ▶ Dependencies are modelled in a graph. Edge  $(u, v)$  means “can’t do project  $u$  without also doing project  $v$ .”
- ▶ A subset  $A$  of projects is **feasible** if the prerequisites of every project in  $A$  also belong to  $A$ .

# Project Selection

## Project selection problem:

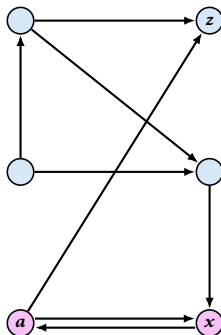
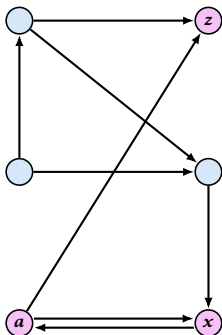
- ▶ Set  $P$  of possible projects. Project  $v$  has an associated profit  $p_v$  (can be positive or negative).
- ▶ Some projects have requirements (taking course EA2 requires course EA1).
- ▶ Dependencies are modelled in a graph. Edge  $(u, v)$  means “can’t do project  $u$  without also doing project  $v$ .”
- ▶ A subset  $A$  of projects is **feasible** if the prerequisites of every project in  $A$  also belong to  $A$ .

**Goal:** Find a feasible set of projects that maximizes the profit.

# Project Selection

## The prerequisite graph:

- ▶  $\{x, a, z\}$  is a feasible subset.
- ▶  $\{x, a\}$  is infeasible.

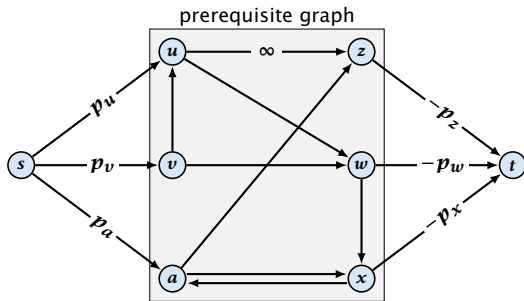




# Project Selection

## Mincut formulation:

- ▶ Edges in the prerequisite graph get infinite capacity.
- ▶ Add edge  $(s, v)$  with capacity  $p_v$  for nodes  $v$  with positive profit.
- ▶ Create edge  $(v, t)$  with capacity  $-p_v$  for nodes  $v$  with negative profit.



## Theorem 25

$A$  is a mincut if  $A \setminus \{s\}$  is the optimal set of projects.

## Theorem 25

$A$  is a mincut if  $A \setminus \{s\}$  is the optimal set of projects.

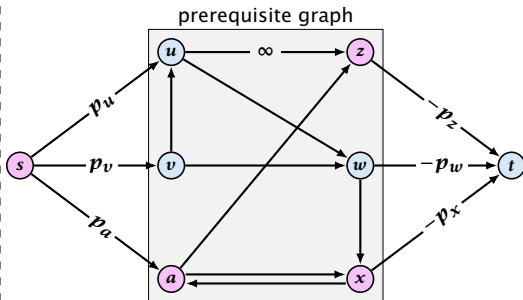
**Proof.**

- ▶  $A$  is feasible because of capacity infinity edges.

For the formula we define  $p_s := 0$ .

The step follows by adding  $\sum_{v \in A: p_v > 0} p_v - \sum_{v \in A: p_v > 0} p_v = 0$ .

Note that minimizing the capacity of the cut  $(A, V \setminus A)$  corresponds to maximizing profits of projects in  $A$ .



## Theorem 25

$A$  is a mincut if  $A \setminus \{s\}$  is the optimal set of projects.

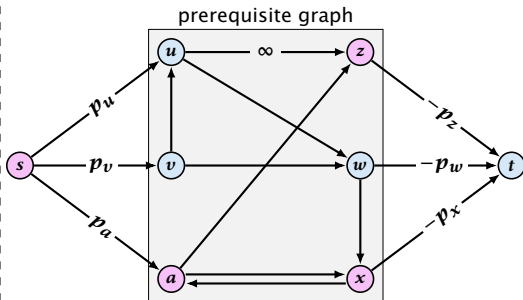
### Proof.

- ▶  $A$  is feasible because of capacity infinity edges.
- ▶  $\text{cap}(A, V \setminus A)$

For the formula we define  $p_s := 0$ .

The step follows by adding  $\sum_{v \in A: p_v > 0} p_v - \sum_{v \in A: p_v > 0} p_v = 0$ .

Note that minimizing the capacity of the cut  $(A, V \setminus A)$  corresponds to maximizing profits of projects in  $A$ .



## Theorem 25

$A$  is a mincut if  $A \setminus \{s\}$  is the optimal set of projects.

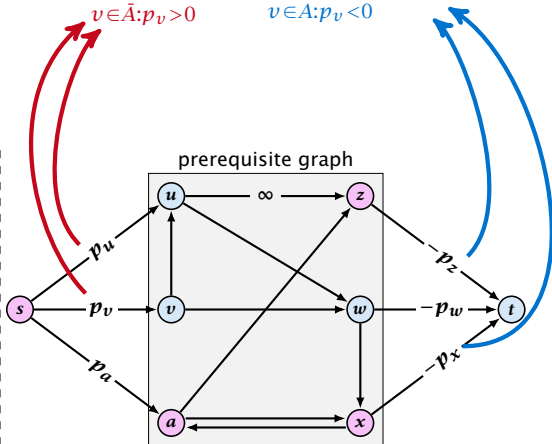
### Proof.

- ▶  $A$  is feasible because of capacity infinity edges.
- ▶  $\text{cap}(A, V \setminus A) = \sum_{v \in \bar{A}: p_v > 0} p_v + \sum_{v \in A: p_v < 0} (-p_v)$

For the formula we define  $p_s := 0$ .

The step follows by adding  $\sum_{v \in A: p_v > 0} p_v - \sum_{v \in A: p_v < 0} p_v = 0$ .

Note that minimizing the capacity of the cut  $(A, V \setminus A)$  corresponds to maximizing profits of projects in  $A$ .



## Theorem 25

$A$  is a mincut if  $A \setminus \{s\}$  is the optimal set of projects.

### Proof.

▶  $A$  is feasible because of capacity infinity edges.

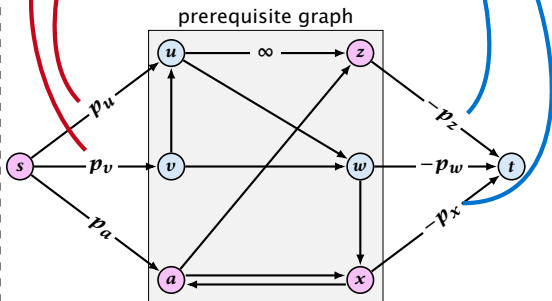
$$\text{cap}(A, V \setminus A) = \sum_{v \in \bar{A}: p_v > 0} p_v + \sum_{v \in A: p_v < 0} (-p_v)$$

$$= \sum_{v: p_v > 0} p_v - \sum_{v \in A} p_v$$

For the formula we define  $p_s := 0$ .

The step follows by adding  $\sum_{v \in A: p_v > 0} p_v - \sum_{v \in A: p_v > 0} p_v = 0$ .

Note that minimizing the capacity of the cut  $(A, V \setminus A)$  corresponds to maximizing profits of projects in  $A$ .





# Preflows

## Definition 26

An  $(s, t)$ -preflow is a function  $f : E \mapsto \mathbb{R}^+$  that satisfies

1. For each edge  $e$

$$0 \leq f(e) \leq c(e) .$$

(capacity constraints)



# Preflows

## Definition 26

An  $(s, t)$ -preflow is a function  $f : E \mapsto \mathbb{R}^+$  that satisfies

1. For each edge  $e$

$$0 \leq f(e) \leq c(e) .$$

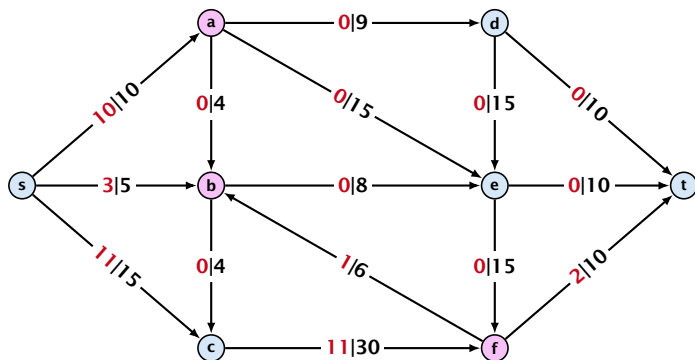
(capacity constraints)

2. For each  $v \in V \setminus \{s, t\}$

$$\sum_{e \in \text{out}(v)} f(e) \leq \sum_{e \in \text{into}(v)} f(e) .$$

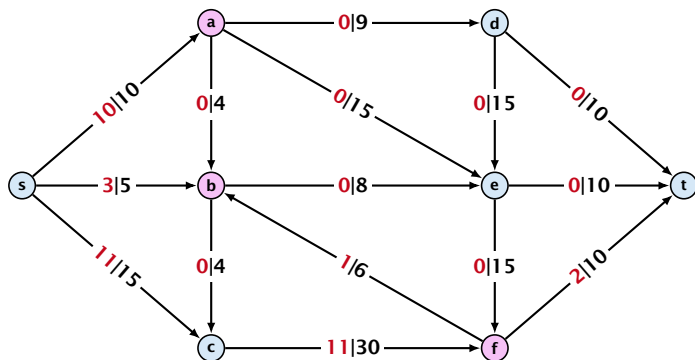
# Preflows

## Example 27



# Preflows

## Example 27



A node that has  $\sum_{e \in \text{out}(v)} f(e) < \sum_{e \in \text{into}(v)} f(e)$  is called an **active node**.



# Preflows

## Definition:

A **labelling** is a function  $\ell : V \rightarrow \mathbb{N}$ . It is **valid** for preflow  $f$  if

- ▶  $\ell(u) \leq \ell(v) + 1$  for all edges  $(u, v)$  in the residual graph  $G_f$   
(only non-zero capacity edges!!!)

# Preflows

## Definition:

A **labelling** is a function  $\ell : V \rightarrow \mathbb{N}$ . It is **valid** for preflow  $f$  if

- ▶  $\ell(u) \leq \ell(v) + 1$  for all edges  $(u, v)$  in the residual graph  $G_f$   
(only non-zero capacity edges!!!)
- ▶  $\ell(s) = n$

# Preflows

## Definition:

A **labelling** is a function  $\ell : V \rightarrow \mathbb{N}$ . It is **valid** for preflow  $f$  if

- ▶  $\ell(u) \leq \ell(v) + 1$  for all edges  $(u, v)$  in the residual graph  $G_f$   
(only non-zero capacity edges!!!)
- ▶  $\ell(s) = n$
- ▶  $\ell(t) = 0$

# Preflows

## Definition:

A **labelling** is a function  $\ell : V \rightarrow \mathbb{N}$ . It is **valid** for preflow  $f$  if

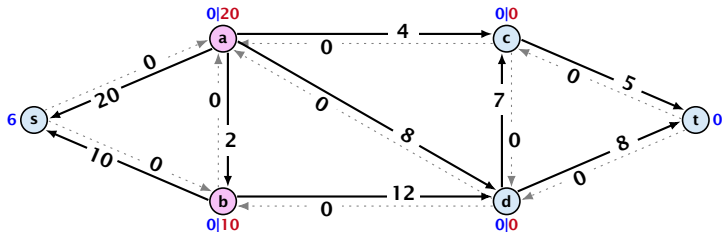
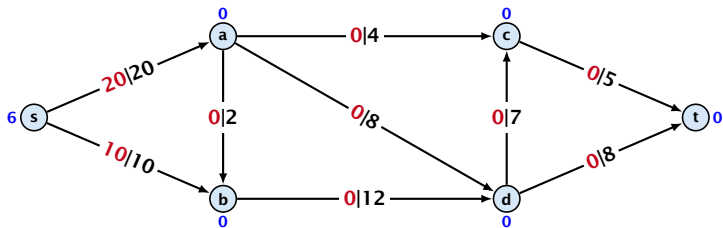
- ▶  $\ell(u) \leq \ell(v) + 1$  for all edges  $(u, v)$  in the residual graph  $G_f$  (only non-zero capacity edges!!!)
- ▶  $\ell(s) = n$
- ▶  $\ell(t) = 0$

## Intuition:

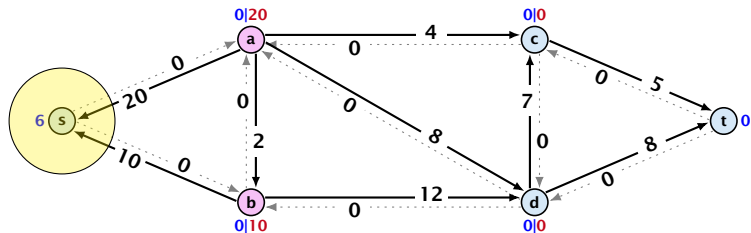
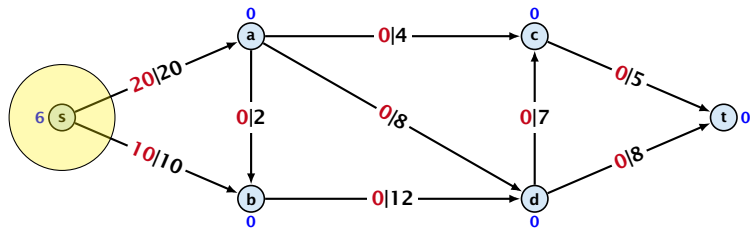
The labelling can be viewed as a height function. Whenever the height from node  $u$  to node  $v$  decreases by more than 1 (i.e., it goes very steep downhill from  $u$  to  $v$ ), the corresponding edge must be saturated.



# Preflows



# Preflows





# Preflows

## Lemma 28

A *preflow* that has a valid labelling saturates a cut.

# Preflows

## Lemma 28

A *preflow* that has a valid labelling saturates a cut.

### Proof:

- ▶ There are  $n$  nodes but  $n + 1$  different labels from  $0, \dots, n$ .

# Preflows

## Lemma 28

A *preflow* that has a valid labelling saturates a cut.

### Proof:

- ▶ There are  $n$  nodes but  $n + 1$  different labels from  $0, \dots, n$ .
- ▶ There must exist a label  $d \in \{0, \dots, n\}$  such that none of the nodes carries this label.

# Preflows

## Lemma 28

A *preflow* that has a valid labelling saturates a cut.

### Proof:

- ▶ There are  $n$  nodes but  $n + 1$  different labels from  $0, \dots, n$ .
- ▶ There must exist a label  $d \in \{0, \dots, n\}$  such that none of the nodes carries this label.
- ▶ Let  $A = \{v \in V \mid \ell(v) > d\}$  and  $B = \{v \in V \mid \ell(v) < d\}$ .

# Preflows

## Lemma 28

A *preflow* that has a valid labelling saturates a cut.

### Proof:

- ▶ There are  $n$  nodes but  $n + 1$  different labels from  $0, \dots, n$ .
- ▶ There must exist a label  $d \in \{0, \dots, n\}$  such that none of the nodes carries this label.
- ▶ Let  $A = \{v \in V \mid \ell(v) > d\}$  and  $B = \{v \in V \mid \ell(v) < d\}$ .
- ▶ We have  $s \in A$  and  $t \in B$  and there is no edge from  $A$  to  $B$  in the residual graph  $G_f$ ; this means that  $(A, B)$  is a saturated cut.



# Preflows

## Lemma 28

A *preflow* that has a valid labelling saturates a cut.

**Proof:**

- ▶ There are  $n$  nodes but  $n + 1$  different labels from  $0, \dots, n$ .
- ▶ There must exist a label  $d \in \{0, \dots, n\}$  such that none of the nodes carries this label.
- ▶ Let  $A = \{v \in V \mid \ell(v) > d\}$  and  $B = \{v \in V \mid \ell(v) < d\}$ .
- ▶ We have  $s \in A$  and  $t \in B$  and there is no edge from  $A$  to  $B$  in the residual graph  $G_f$ ; this means that  $(A, B)$  is a saturated cut.

## Lemma 29

A *flow* that has a valid labelling is a maximum flow.

# Push Relabel Algorithms



# Push Relabel Algorithms

## Idea:

- ▶ start with some preflow and some valid labelling

Note that this is somewhat dual to an augmenting path algorithm. The former maintains the property that it has a feasible flow. It successively changes this flow until it saturates some cut in which case we conclude that the flow is maximum. A preflow push algorithm maintains the property that it has a saturated cut. The preflow is changed iteratively until it fulfills conservation constraints in which case we can conclude that we have a maximum flow.

# Push Relabel Algorithms

## Idea:

- ▶ start with some preflow and some valid labelling
- ▶ successively change the preflow while maintaining a valid labelling

Note that this is somewhat dual to an augmenting path algorithm. The former maintains the property that it has a feasible flow. It successively changes this flow until it saturates some cut in which case we conclude that the flow is maximum. A preflow push algorithm maintains the property that it has a saturated cut. The preflow is changed iteratively until it fulfills conservation constraints in which case we can conclude that we have a maximum flow.

# Push Relabel Algorithms

## Idea:

- ▶ start with some preflow and some valid labelling
- ▶ successively change the preflow while maintaining a valid labelling
- ▶ stop when you have a flow (i.e., no more active nodes)

Note that this is somewhat dual to an augmenting path algorithm. The former maintains the property that it has a feasible flow. It successively changes this flow until it saturates some cut in which case we conclude that the flow is maximum. A preflow push algorithm maintains the property that it has a saturated cut. The preflow is changed iteratively until it fulfills conservation constraints in which case we can conclude that we have a maximum flow.

## Changing a Preflow

## Changing a Preflow

An arc  $(u, v)$  with  $c_f(u, v) > 0$  in the residual graph is **admissible** if  $\ell(u) = \ell(v) + 1$  (i.e., it goes downwards w.r.t. labelling  $\ell$ ).

## Changing a Preflow

An arc  $(u, v)$  with  $c_f(u, v) > 0$  in the residual graph is **admissible** if  $\ell(u) = \ell(v) + 1$  (i.e., it goes downwards w.r.t. labelling  $\ell$ ).

### The push operation

Consider an active node  $u$  with **excess flow**

$f(u) = \sum_{e \in \text{into}(u)} f(e) - \sum_{e \in \text{out}(u)} f(e)$  and suppose  $e = (u, v)$  is an admissible arc with residual capacity  $c_f(e)$ .



## Changing a Preflow

An arc  $(u, v)$  with  $c_f(u, v) > 0$  in the residual graph is **admissible** if  $\ell(u) = \ell(v) + 1$  (i.e., it goes downwards w.r.t. labelling  $\ell$ ).

### The push operation

Consider an active node  $u$  with **excess flow**

$f(u) = \sum_{e \in \text{into}(u)} f(e) - \sum_{e \in \text{out}(u)} f(e)$  and suppose  $e = (u, v)$  is an admissible arc with residual capacity  $c_f(e)$ .

We can send flow  $\min\{c_f(e), f(u)\}$  along  $e$  and obtain a new preflow. The old labelling is still valid (!!!).

## Changing a Preflow

An arc  $(u, v)$  with  $c_f(u, v) > 0$  in the residual graph is **admissible** if  $\ell(u) = \ell(v) + 1$  (i.e., it goes downwards w.r.t. labelling  $\ell$ ).

### The push operation

Consider an active node  $u$  with **excess flow**

$f(u) = \sum_{e \in \text{into}(u)} f(e) - \sum_{e \in \text{out}(u)} f(e)$  and suppose  $e = (u, v)$  is an admissible arc with residual capacity  $c_f(e)$ .

We can send flow  $\min\{c_f(e), f(u)\}$  along  $e$  and obtain a new preflow. The old labelling is still valid (!!!).

- ▶  **saturating push**:  $\min\{f(u), c_f(e)\} = c_f(e)$   
the arc  $e$  is deleted from the residual graph

Note that a push-operation may be saturating **and** deactivating at the same time.

## Changing a Preflow

An arc  $(u, v)$  with  $c_f(u, v) > 0$  in the residual graph is **admissible** if  $\ell(u) = \ell(v) + 1$  (i.e., it goes downwards w.r.t. labelling  $\ell$ ).

### The push operation

Consider an active node  $u$  with **excess flow**

$f(u) = \sum_{e \in \text{into}(u)} f(e) - \sum_{e \in \text{out}(u)} f(e)$  and suppose  $e = (u, v)$  is an admissible arc with residual capacity  $c_f(e)$ .

We can send flow  $\min\{c_f(e), f(u)\}$  along  $e$  and obtain a new preflow. The old labelling is still valid (!!!).

- ▶  **saturating push** :  $\min\{f(u), c_f(e)\} = c_f(e)$   
the arc  $e$  is deleted from the residual graph
- ▶  **deactivating push** :  $\min\{f(u), c_f(e)\} = f(u)$   
the node  $u$  becomes inactive

Note that a push-operation may be saturating **and** deactivating at the same time.

# Push Relabel Algorithms



# Push Relabel Algorithms

## The relabel operation

Consider an active node  $u$  that does not have an outgoing admissible arc.

# Push Relabel Algorithms

## The relabel operation

Consider an active node  $u$  that does not have an outgoing admissible arc.

Increasing the label of  $u$  by 1 results in a valid labelling.

# Push Relabel Algorithms

## The relabel operation

Consider an active node  $u$  that does not have an outgoing admissible arc.

Increasing the label of  $u$  by 1 results in a valid labelling.

- ▶ Edges  $(w, u)$  incoming to  $u$  still fulfill their constraint  $l(w) \leq l(u) + 1$ .

# Push Relabel Algorithms

## The relabel operation

Consider an active node  $u$  that does not have an outgoing admissible arc.

Increasing the label of  $u$  by 1 results in a valid labelling.

- ▶ Edges  $(w, u)$  incoming to  $u$  still fulfill their constraint  $l(w) \leq l(u) + 1$ .
- ▶ An outgoing edge  $(u, w)$  had  $l(u) < l(w) + 1$  before since it was not admissible. Now:  $l(u) \leq l(w) + 1$ .



# Push Relabel Algorithms

## Intuition:

We want to send flow downwards, since the source has a height/label of  $n$  and the target a height/label of  $0$ . If we see an active node  $u$  with an admissible arc we push the flow at  $u$  towards the other end-point that has a lower height/label. If we do not have an admissible arc but excess flow into  $u$  it should roughly mean that the level/height/label of  $u$  should rise. (If we consider the flow to be water then this would be natural.)

Note that the above intuition is very incorrect as the labels are integral, i.e., they cannot really be seen as the height of a node.

# Reminder

- ▶ In a **preflow** nodes may not fulfill conservation constraints; a node may have more incoming flow than outgoing flow.
- ▶ Such a node is called **active**.
- ▶ A labelling is **valid** if for every edge  $(u, v)$  in the residual graph  $\ell(u) \leq \ell(v) + 1$ .
- ▶ An arc  $(u, v)$  in residual graph is **admissible** if  $\ell(u) = \ell(v) + 1$ .
- ▶ A **saturating push** along  $e$  pushes an amount of  $c(e)$  flow along the edge, thereby saturating the edge (and making it disappear from the residual graph).
- ▶ A **deactivating push** along  $e = (u, v)$  pushes a flow of  $f(u)$ , where  $f(u)$  is the **excess flow** of  $u$ . This makes  $u$  inactive.

# Push Relabel Algorithms

**Algorithm 1**  $\text{maxflow}(G, s, t, c)$

```
1: find initial preflow  $f$ 
2: while there is active node  $u$  do
3:     if there is admiss. arc  $e$  out of  $u$  then
4:          $\text{push}(G, e, f, c)$ 
5:     else
6:          $\text{relabel}(u)$ 
7: return  $f$ 
```

# Push Relabel Algorithms

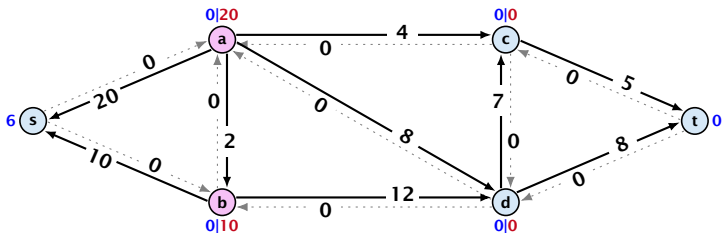
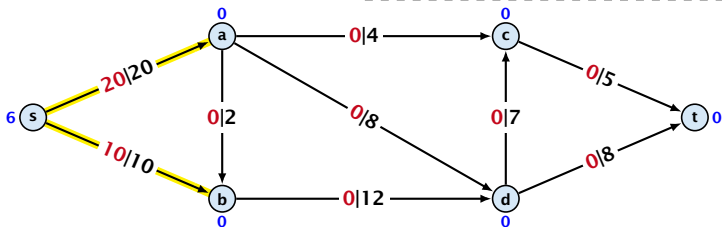
## Algorithm 1 $\text{maxflow}(G, s, t, c)$

```
1: find initial preflow  $f$ 
2: while there is active node  $u$  do
3:     if there is admiss. arc  $e$  out of  $u$  then
4:          $\text{push}(G, e, f, c)$ 
5:     else
6:          $\text{relabel}(u)$ 
7: return  $f$ 
```

In the following example we always stick to the same active node  $u$  until it becomes inactive but this is not required.

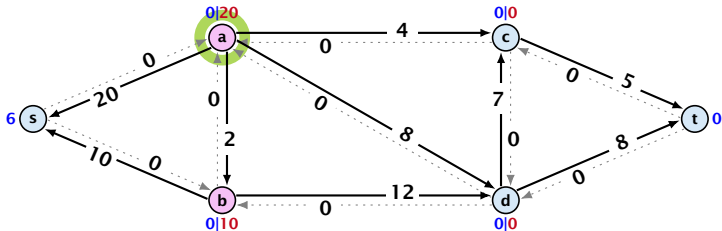
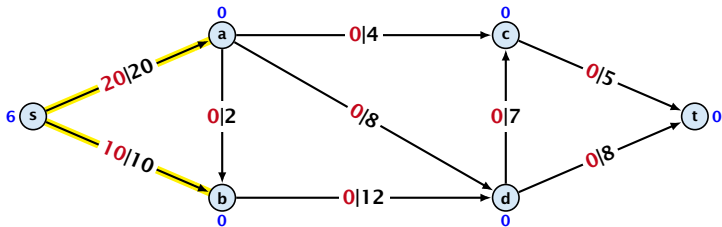
# Preflow Push

The yellow edges indicate the cut that is introduced by the smallest missing label.



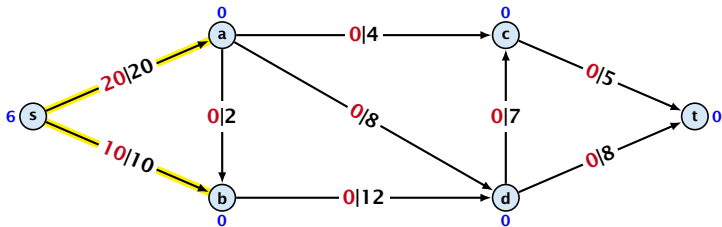
# Preflow Push

The yellow edges indicate the cut that is introduced by the smallest missing label.

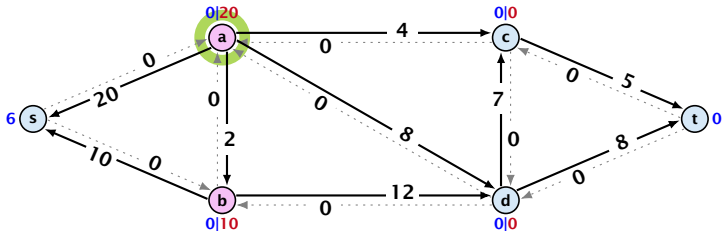


# Preflow Push

The yellow edges indicate the cut that is introduced by the smallest missing label.

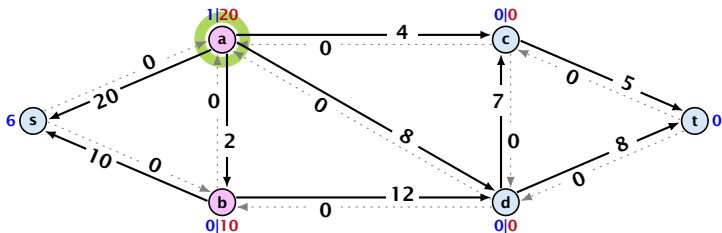
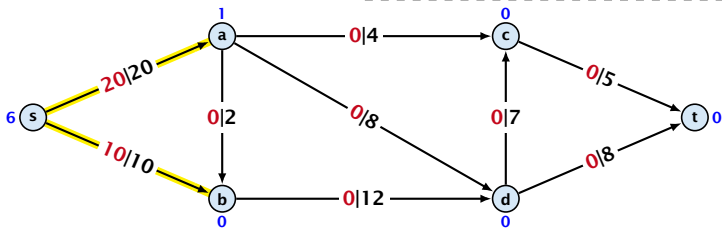


relabel to 1



# Preflow Push

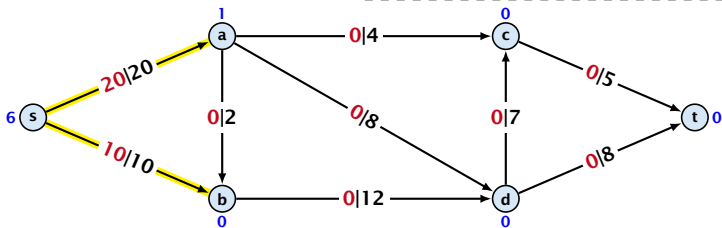
The yellow edges indicate the cut that is introduced by the smallest missing label.



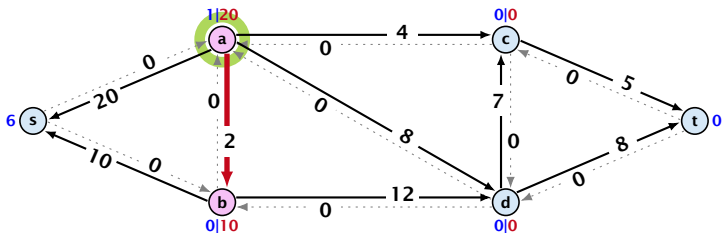


# Preflow Push

The yellow edges indicate the cut that is introduced by the smallest missing label.

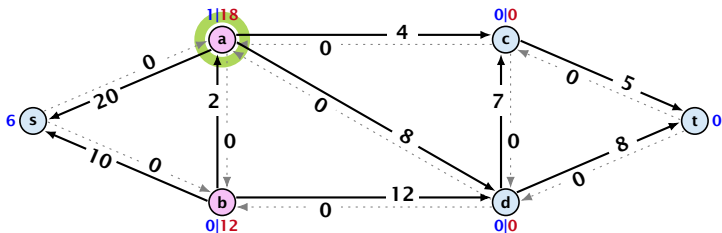
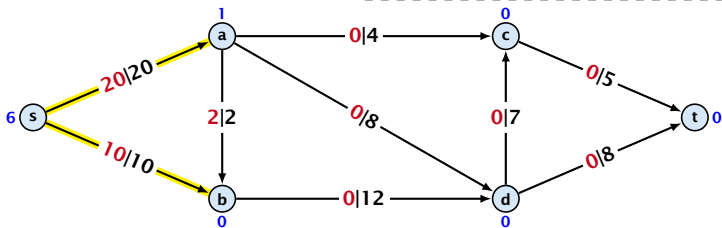


satürating push



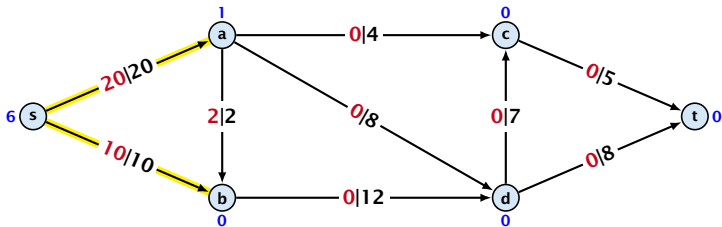
# Preflow Push

The yellow edges indicate the cut that is introduced by the smallest missing label.

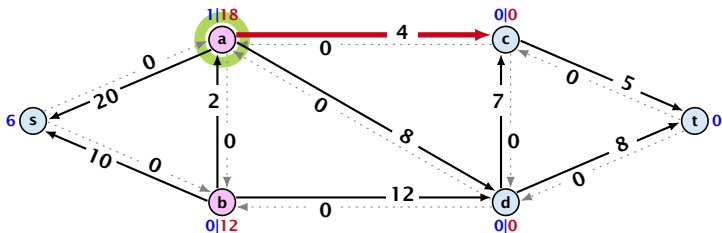


# Preflow Push

The yellow edges indicate the cut that is introduced by the smallest missing label.

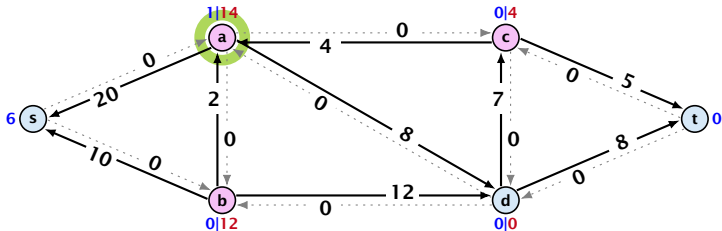
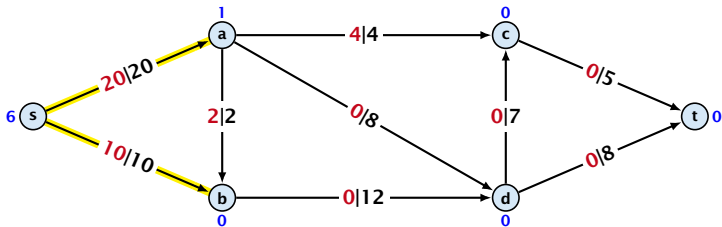


satürating push



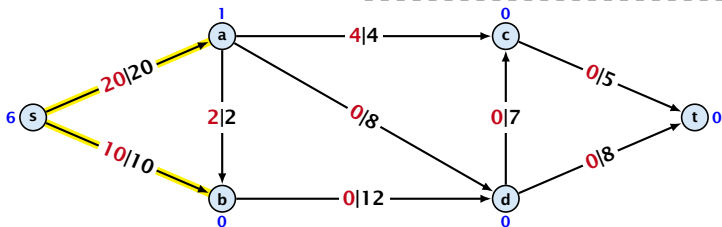
# Preflow Push

The yellow edges indicate the cut that is introduced by the smallest missing label.

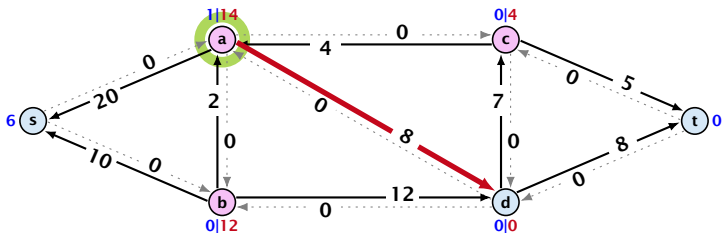


# Preflow Push

The yellow edges indicate the cut that is introduced by the smallest missing label.

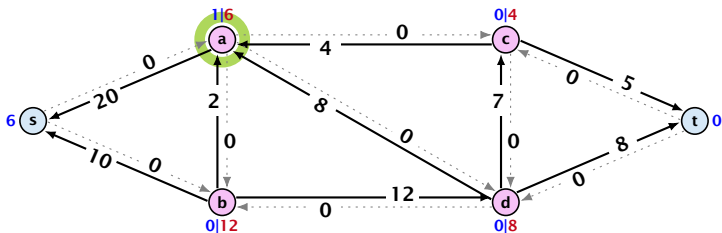
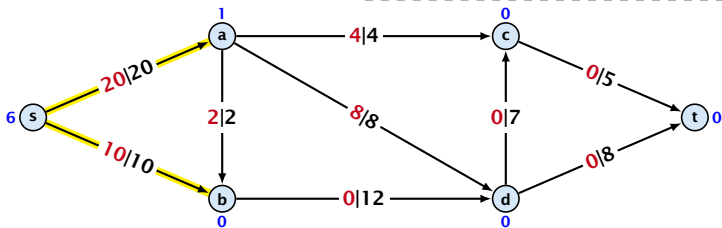


satürating push



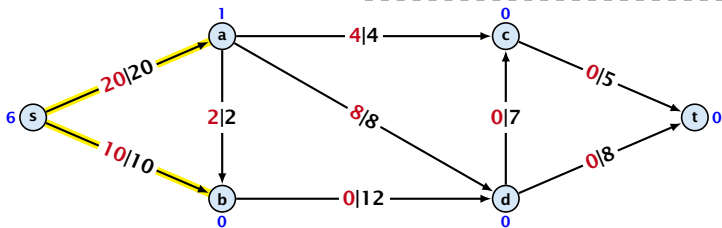
# Preflow Push

The yellow edges indicate the cut that is introduced by the smallest missing label.

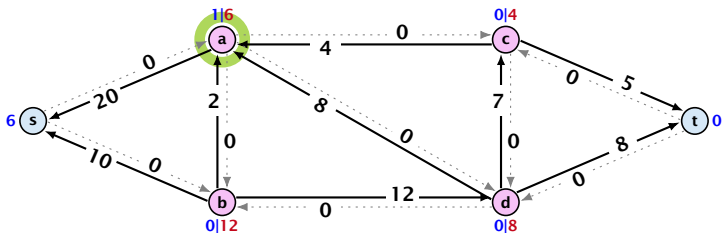


# Preflow Push

The yellow edges indicate the cut that is introduced by the smallest missing label.

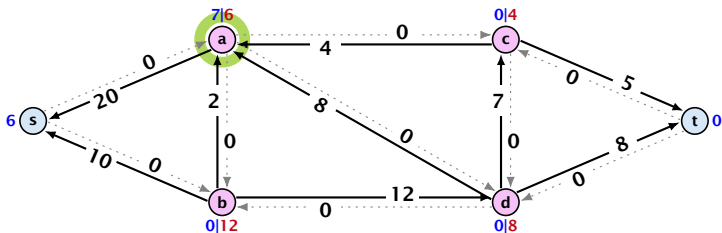
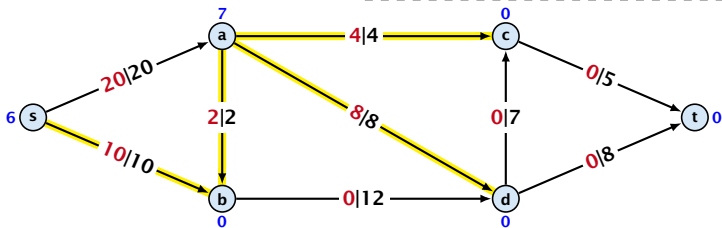


relabel to 7



# Preflow Push

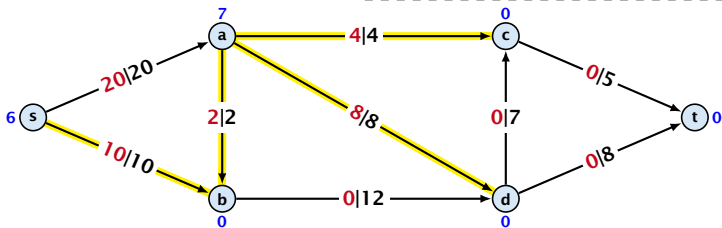
The yellow edges indicate the cut that is introduced by the smallest missing label.



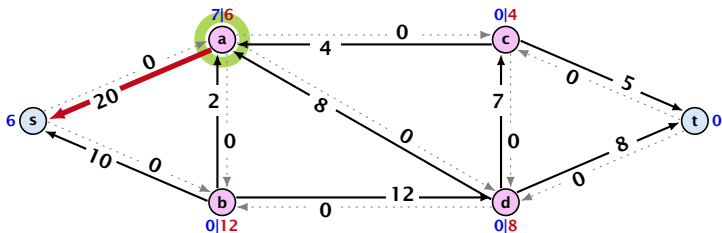


# Preflow Push

The yellow edges indicate the cut that is introduced by the smallest missing label.

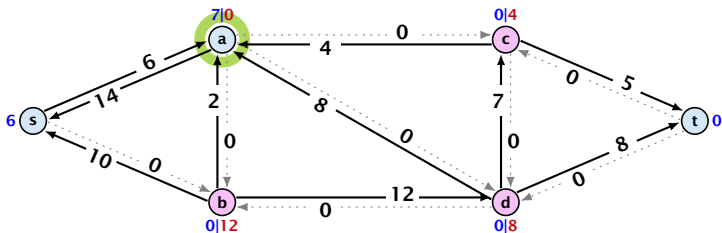
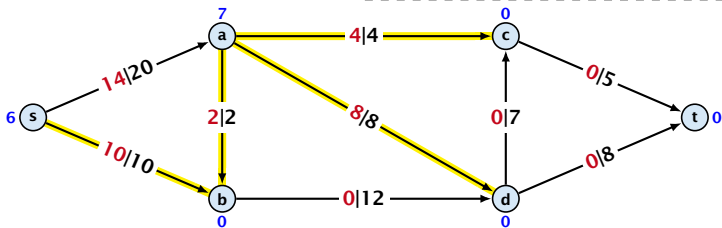


deactivating push



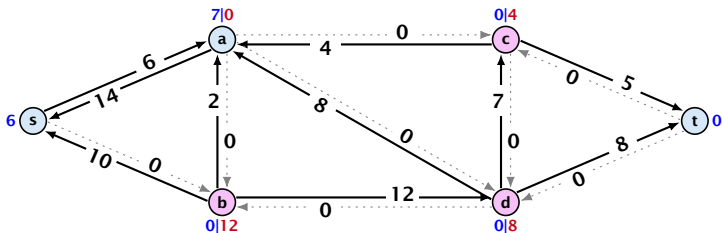
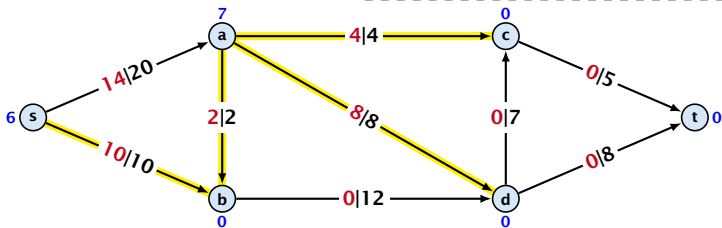
# Preflow Push

The yellow edges indicate the cut that is introduced by the smallest missing label.



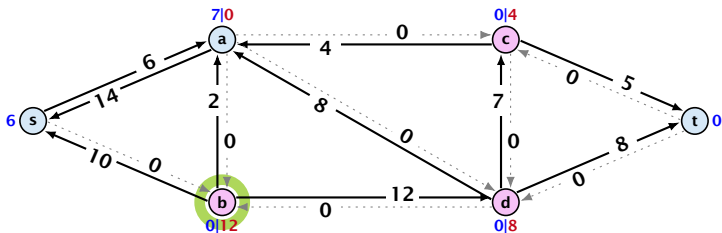
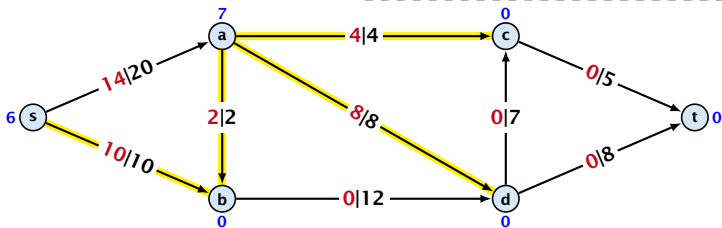
# Preflow Push

The yellow edges indicate the cut that is introduced by the smallest missing label.



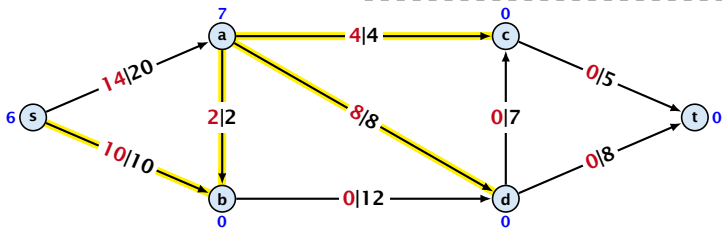
# Preflow Push

The yellow edges indicate the cut that is introduced by the smallest missing label.

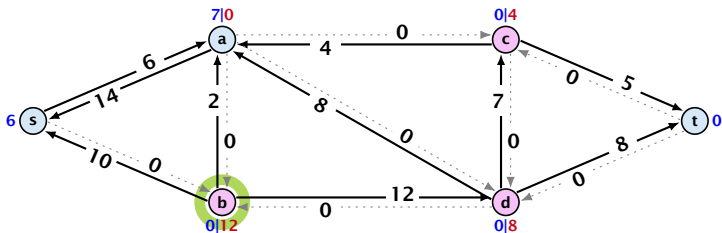


# Preflow Push

The yellow edges indicate the cut that is introduced by the smallest missing label.

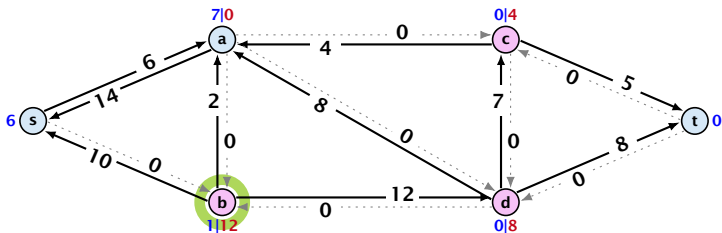
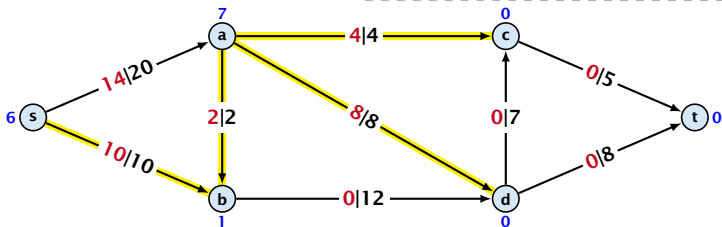


relabel to 1



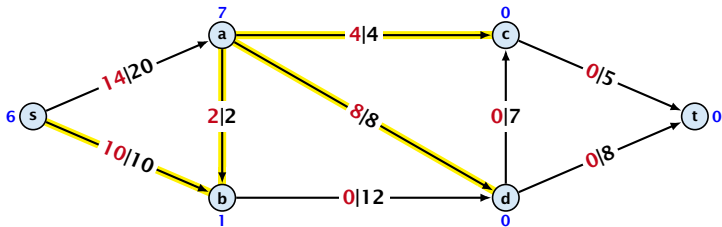
# Preflow Push

The yellow edges indicate the cut that is introduced by the smallest missing label.

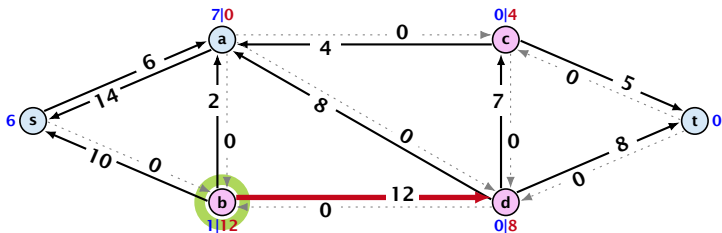


# Preflow Push

The yellow edges indicate the cut that is introduced by the smallest missing label.

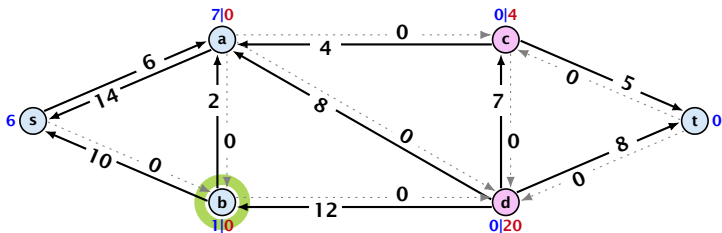
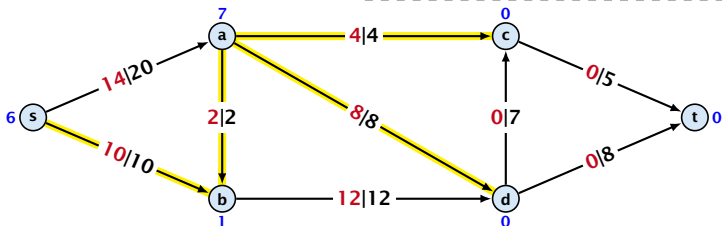


satürating and deactivating push



# Preflow Push

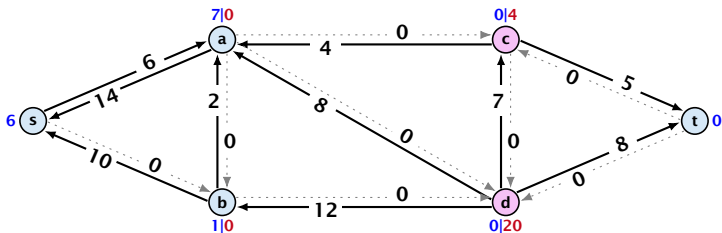
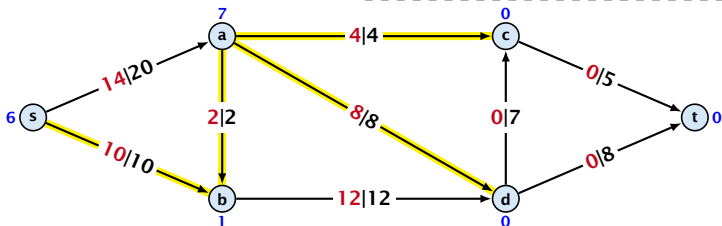
The yellow edges indicate the cut that is introduced by the smallest missing label.





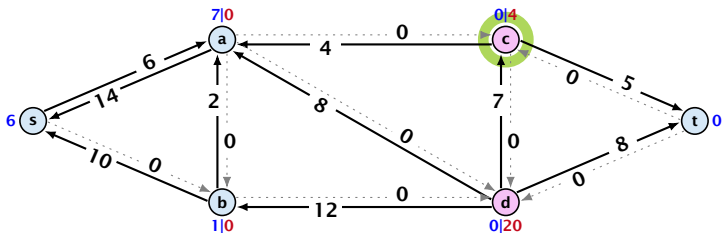
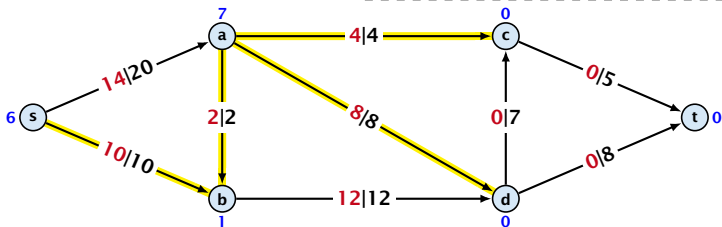
# Preflow Push

The yellow edges indicate the cut that is introduced by the smallest missing label.



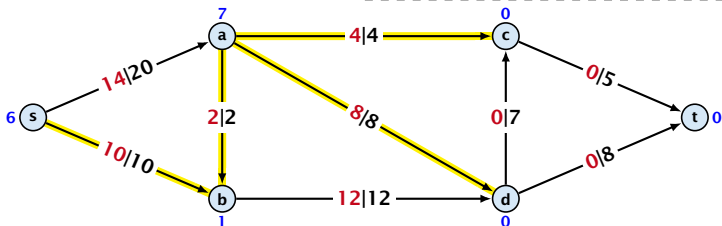
# Preflow Push

The yellow edges indicate the cut that is introduced by the smallest missing label.

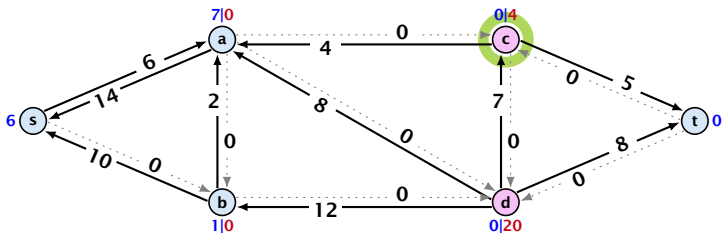


# Preflow Push

The yellow edges indicate the cut that is introduced by the smallest missing label.

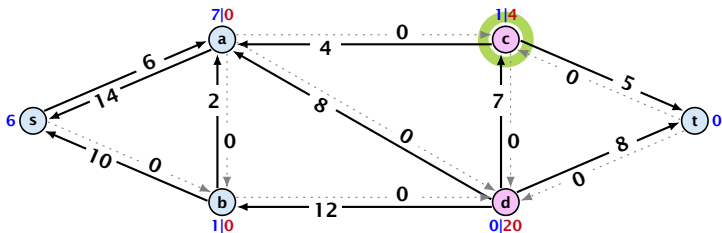
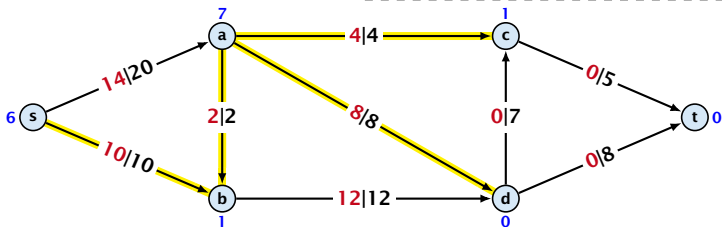


relabel to 1



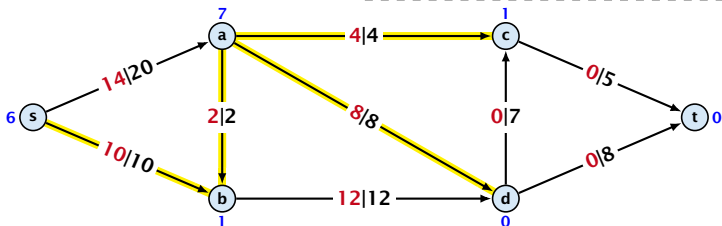
# Preflow Push

The yellow edges indicate the cut that is introduced by the smallest missing label.

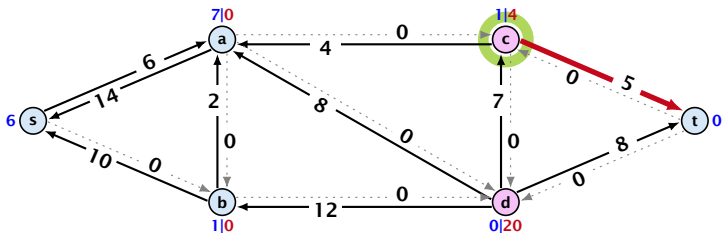


# Preflow Push

The yellow edges indicate the cut that is introduced by the smallest missing label.

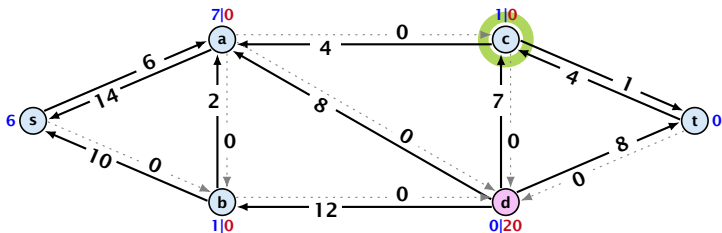
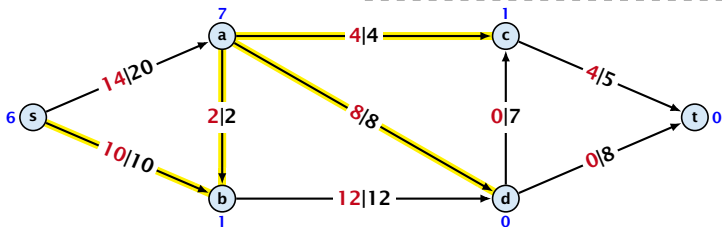


deactivating push



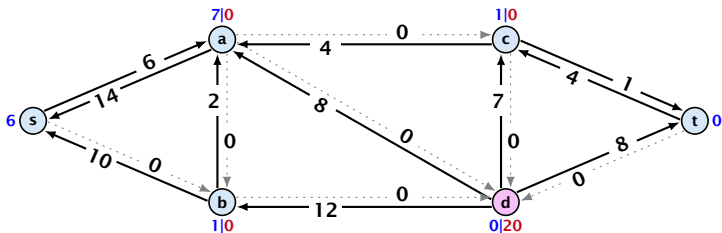
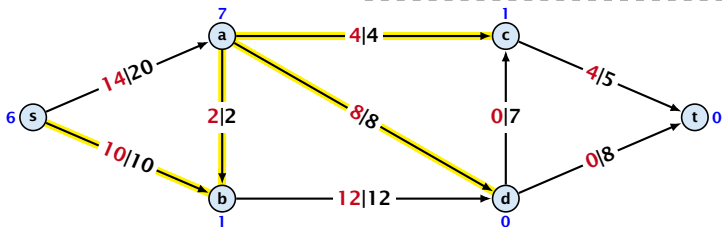
# Preflow Push

The yellow edges indicate the cut that is introduced by the smallest missing label.



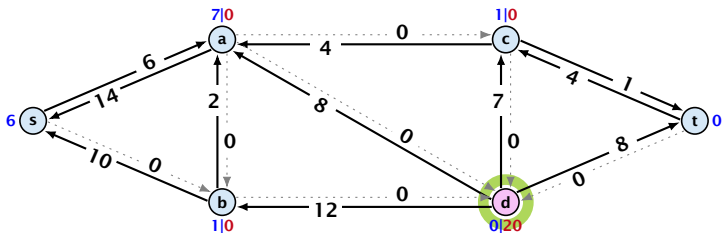
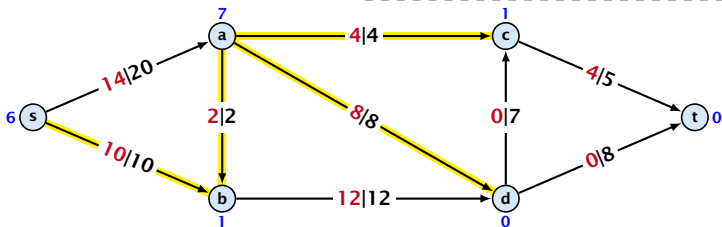
# Preflow Push

The yellow edges indicate the cut that is introduced by the smallest missing label.



# Preflow Push

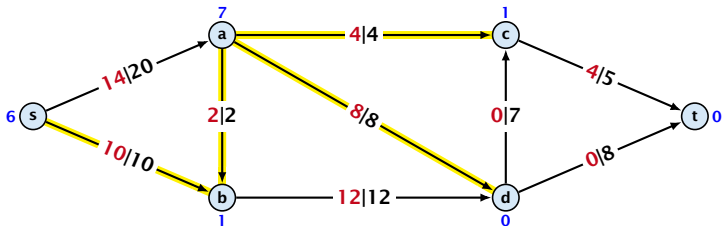
The yellow edges indicate the cut that is introduced by the smallest missing label.



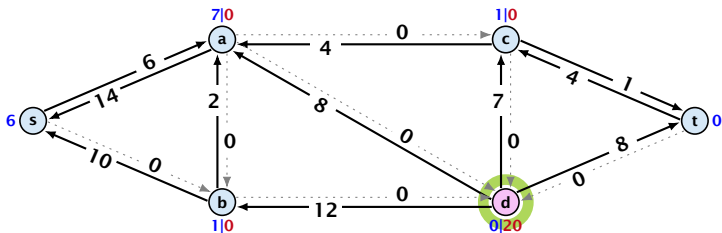


# Preflow Push

The yellow edges indicate the cut that is introduced by the smallest missing label.

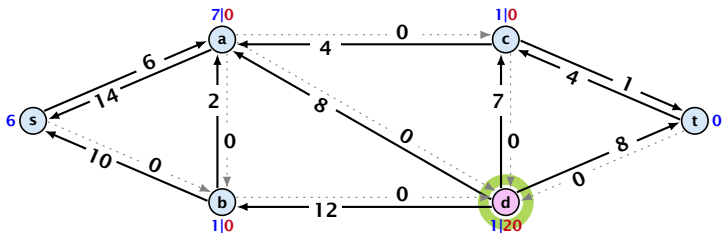
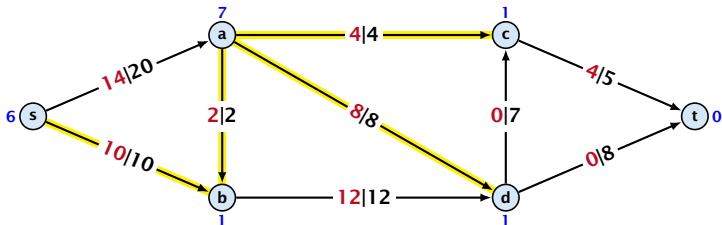


relabel to 1



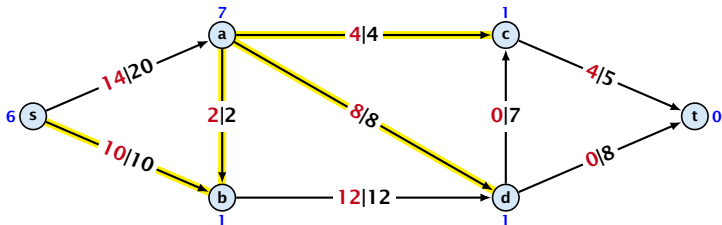
# Preflow Push

The yellow edges indicate the cut that is introduced by the smallest missing label.

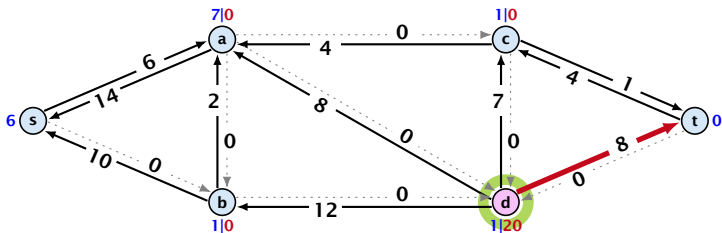


# Preflow Push

The yellow edges indicate the cut that is introduced by the smallest missing label.

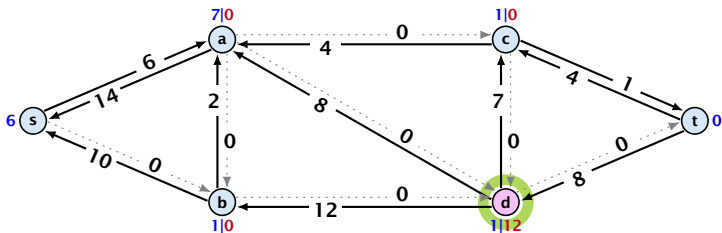
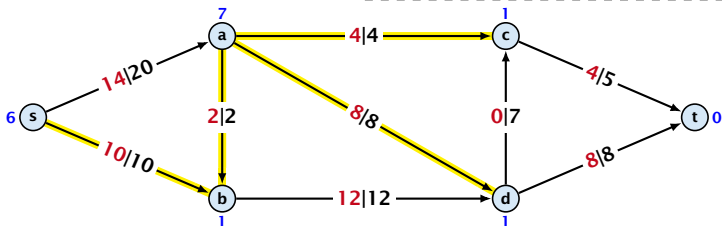


satürating push



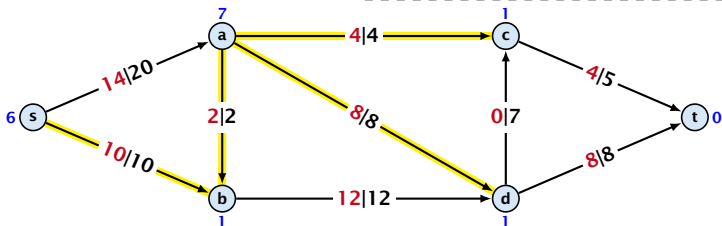
# Preflow Push

The yellow edges indicate the cut that is introduced by the smallest missing label.

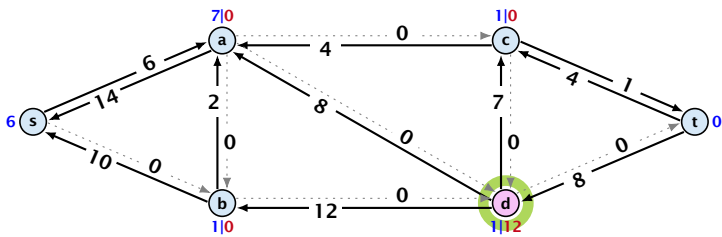


# Preflow Push

The yellow edges indicate the cut that is introduced by the smallest missing label.

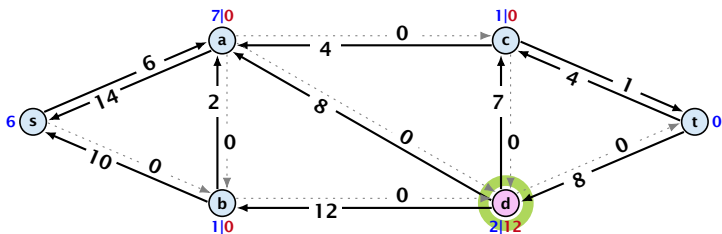
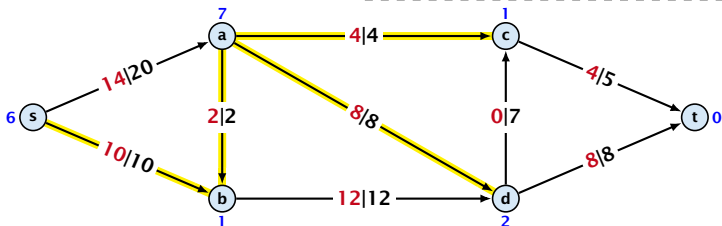


relabel to 2



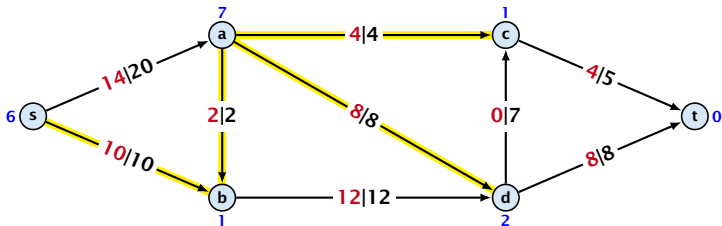
# Preflow Push

The yellow edges indicate the cut that is introduced by the smallest missing label.

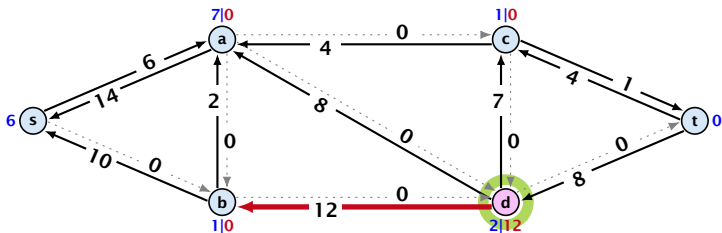


# Preflow Push

The yellow edges indicate the cut that is introduced by the smallest missing label.

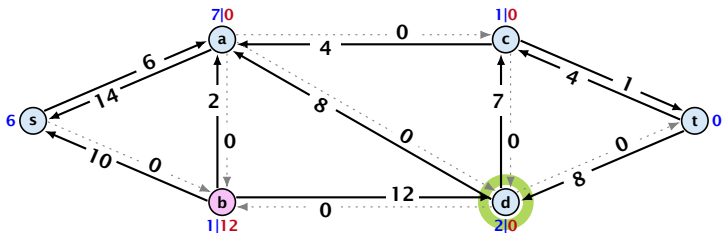
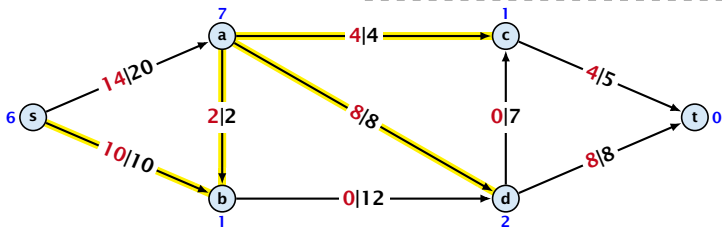


satürating and deactivating push



# Preflow Push

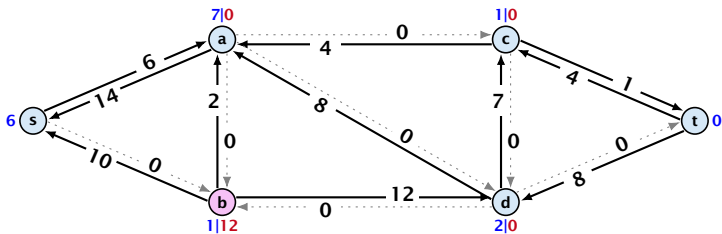
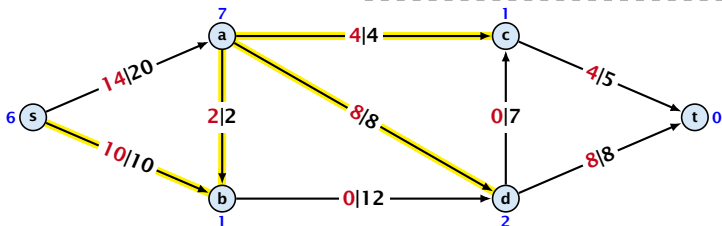
The yellow edges indicate the cut that is introduced by the smallest missing label.





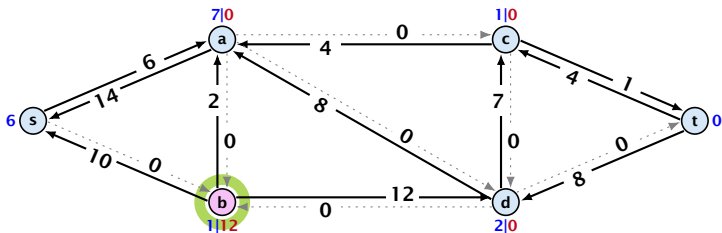
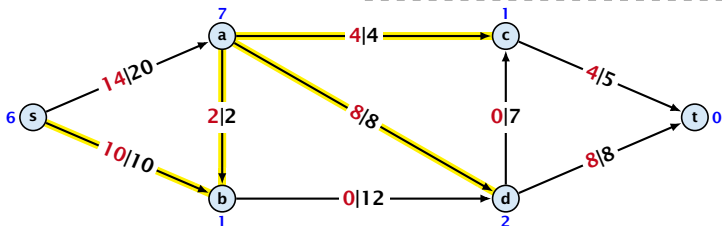
# Preflow Push

The yellow edges indicate the cut that is introduced by the smallest missing label.



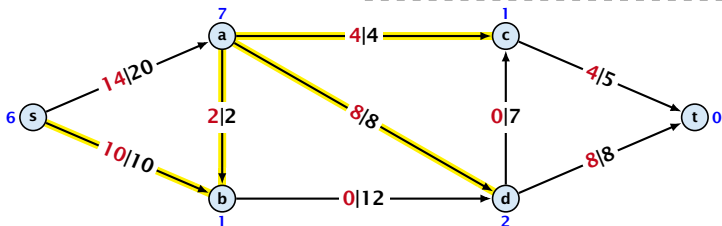
# Preflow Push

The yellow edges indicate the cut that is introduced by the smallest missing label.

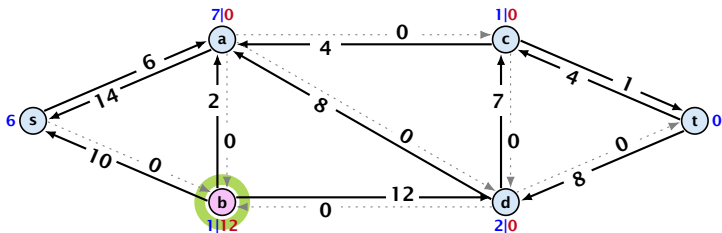


# Preflow Push

The yellow edges indicate the cut that is introduced by the smallest missing label.

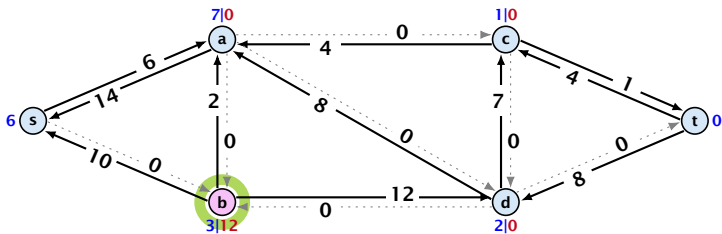
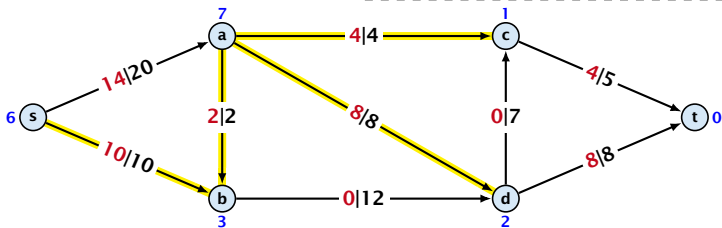


relabel to 3



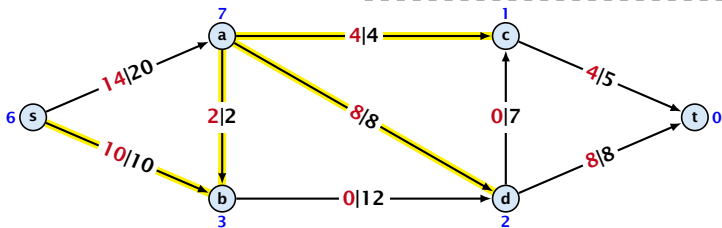
# Preflow Push

The yellow edges indicate the cut that is introduced by the smallest missing label.

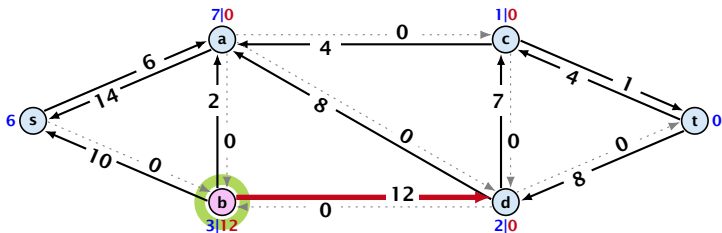


# Preflow Push

The yellow edges indicate the cut that is introduced by the smallest missing label.

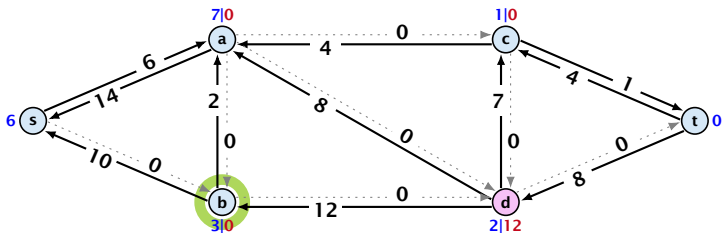
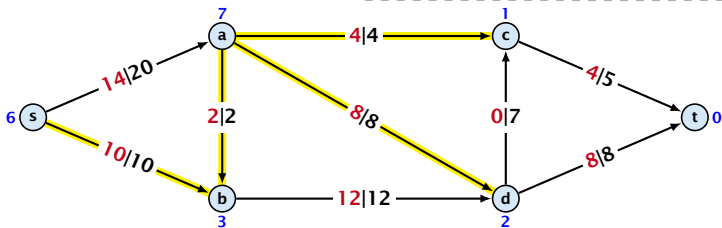


satürating and deactivating push



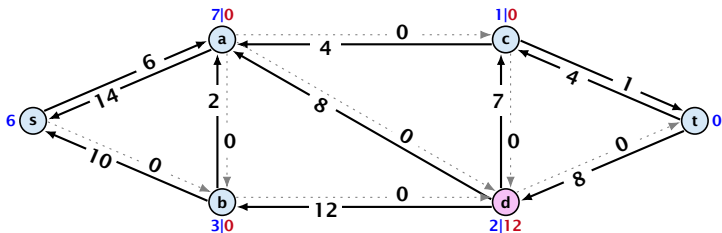
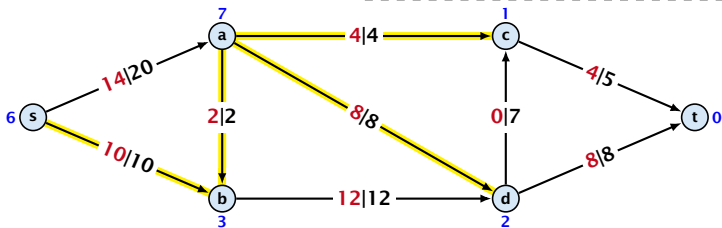
# Preflow Push

The yellow edges indicate the cut that is introduced by the smallest missing label.



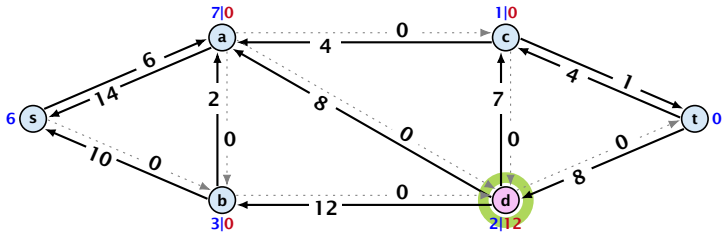
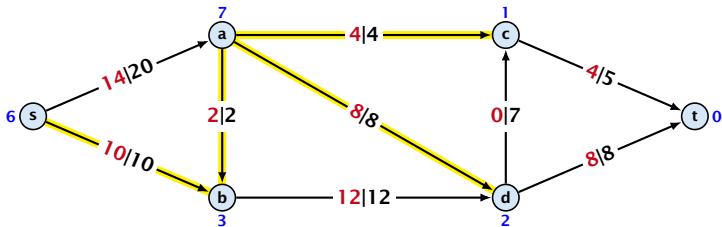
# Preflow Push

The yellow edges indicate the cut that is introduced by the smallest missing label.



# Preflow Push

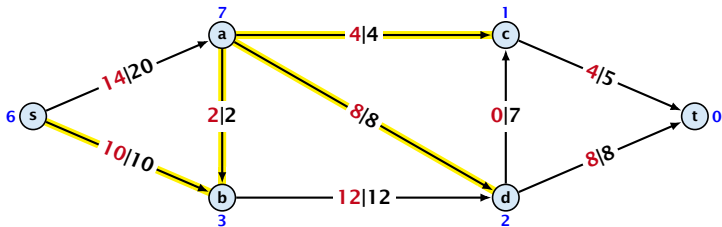
The yellow edges indicate the cut that is introduced by the smallest missing label.



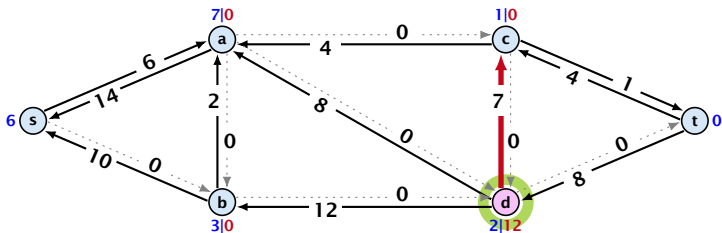


# Preflow Push

The yellow edges indicate the cut that is introduced by the smallest missing label.

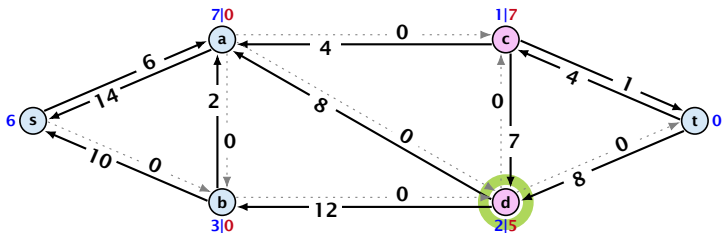
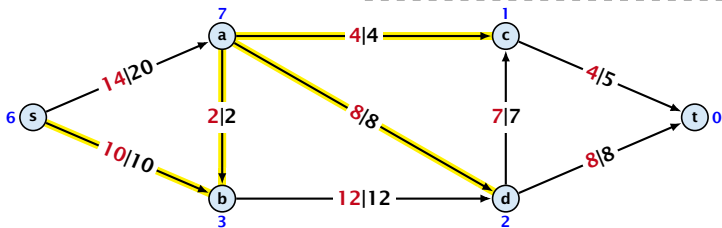


satürating push



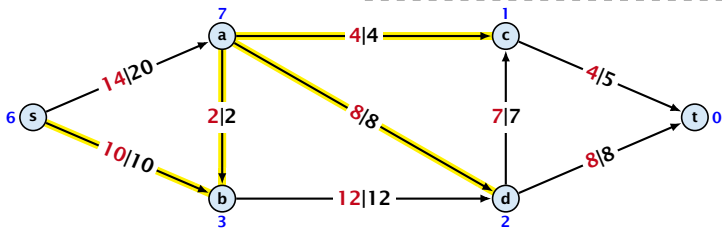
# Preflow Push

The yellow edges indicate the cut that is introduced by the smallest missing label.

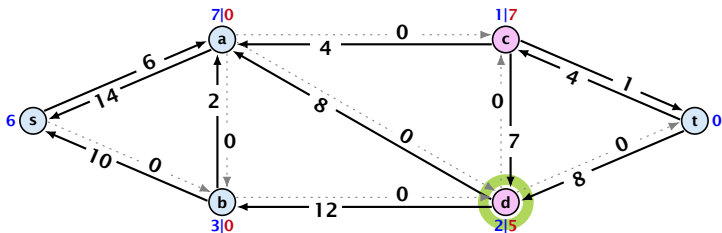


# Preflow Push

The yellow edges indicate the cut that is introduced by the smallest missing label.

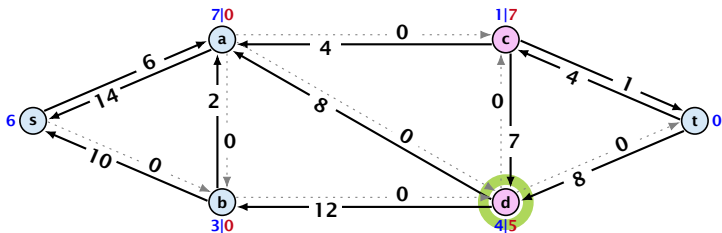
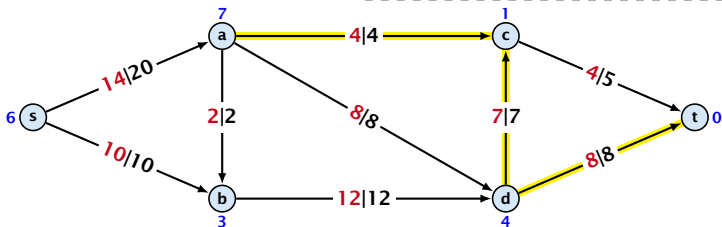


relabel to 4



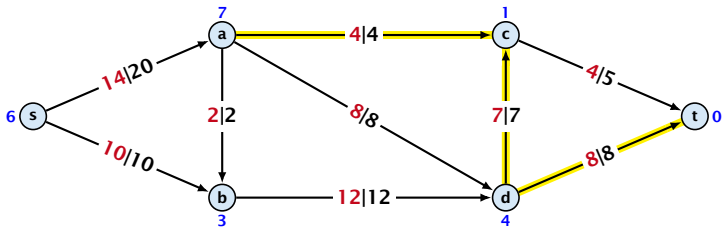
# Preflow Push

The yellow edges indicate the cut that is introduced by the smallest missing label.

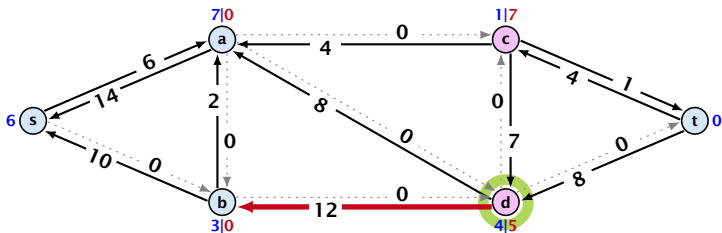


# Preflow Push

The yellow edges indicate the cut that is introduced by the smallest missing label.

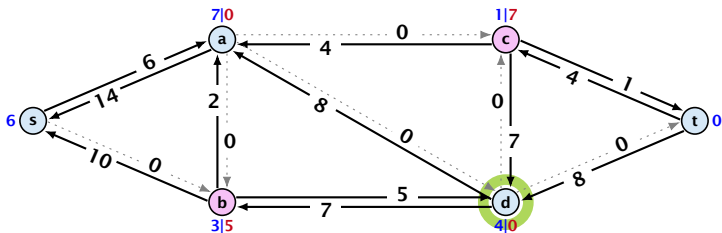
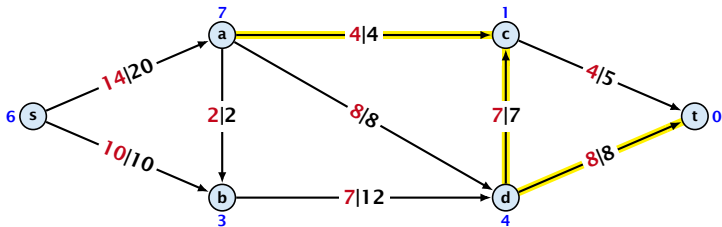


deactivating push



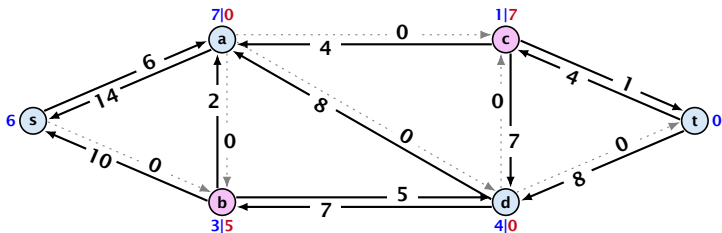
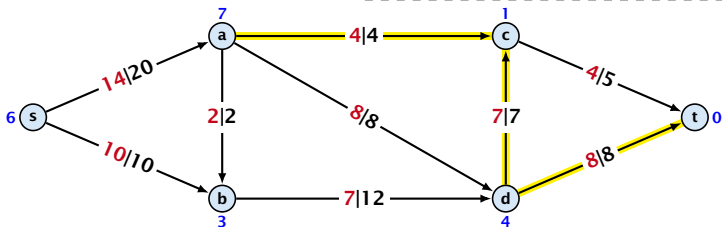
# Preflow Push

The yellow edges indicate the cut that is introduced by the smallest missing label.



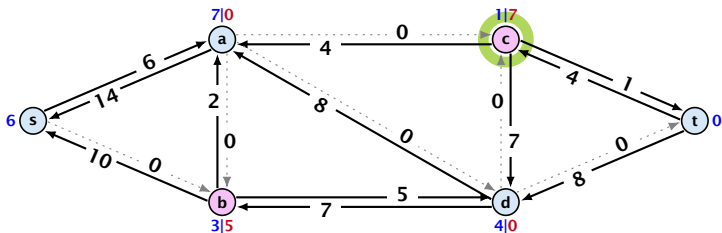
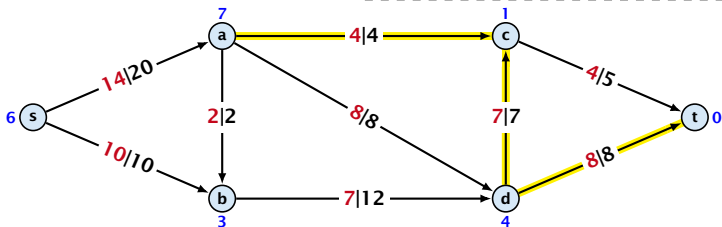
# Preflow Push

The yellow edges indicate the cut that is introduced by the smallest missing label.



# Preflow Push

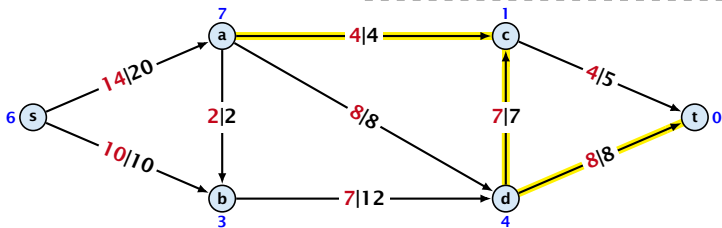
The yellow edges indicate the cut that is introduced by the smallest missing label.



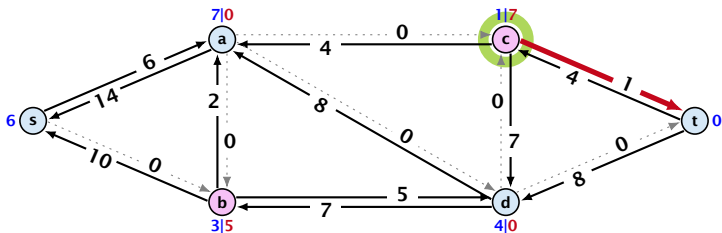


# Preflow Push

The yellow edges indicate the cut that is introduced by the smallest missing label.

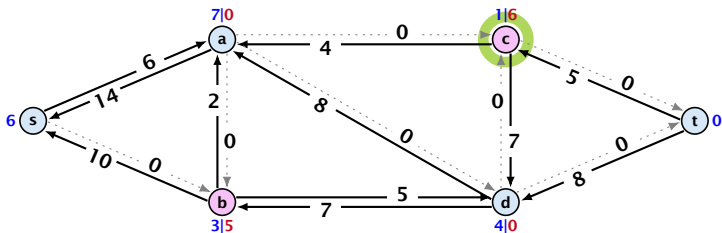
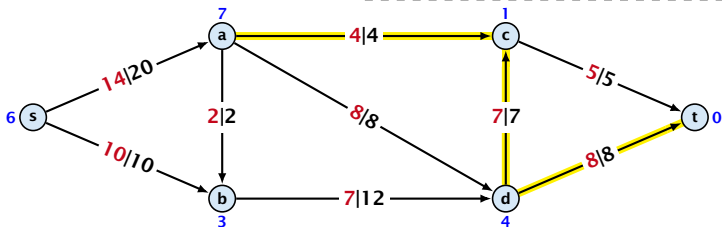


satürating push



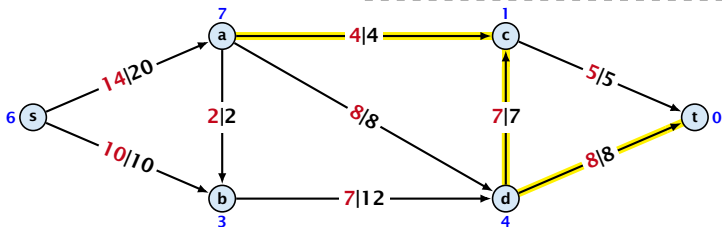
# Preflow Push

The yellow edges indicate the cut that is introduced by the smallest missing label.

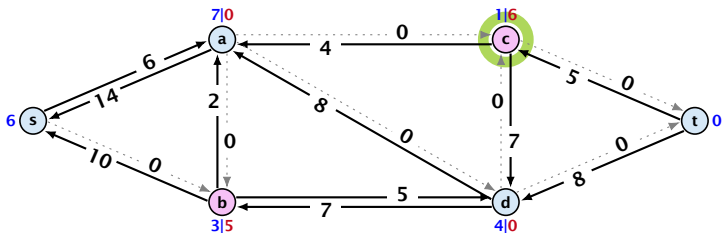


# Preflow Push

The yellow edges indicate the cut that is introduced by the smallest missing label.

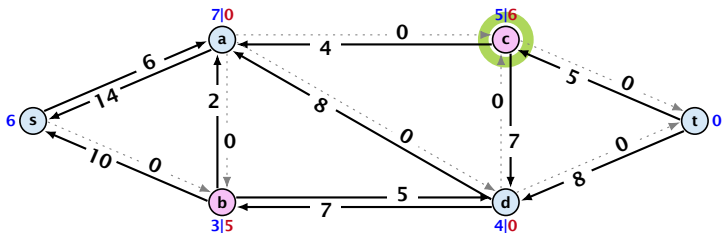
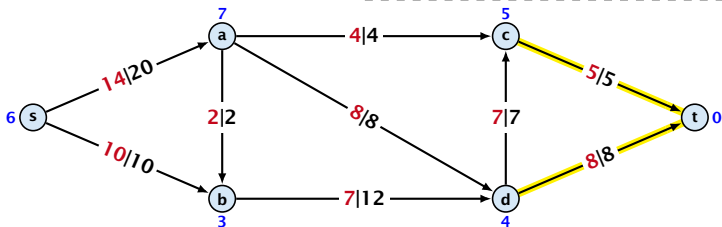


relabel to 5



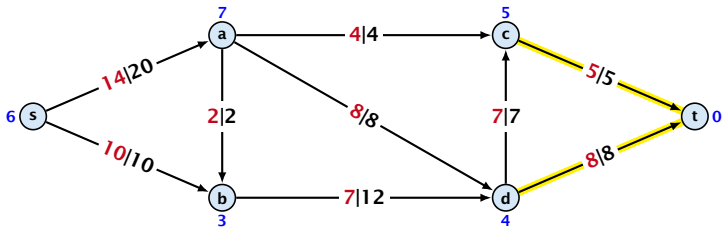
# Preflow Push

The yellow edges indicate the cut that is introduced by the smallest missing label.

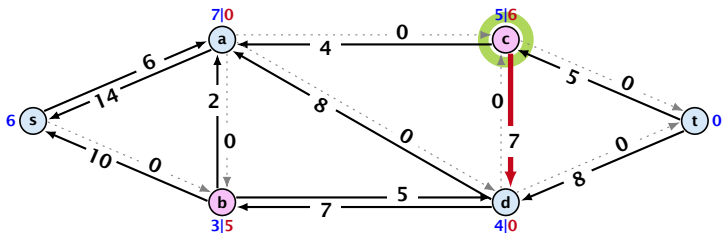


# Preflow Push

The yellow edges indicate the cut that is introduced by the smallest missing label.

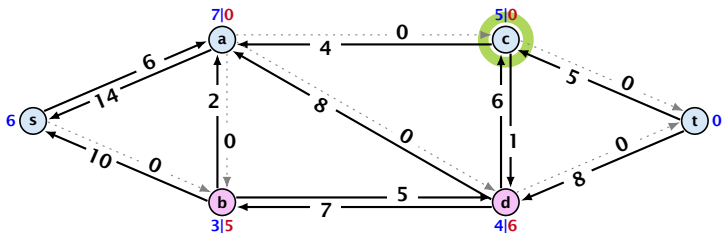
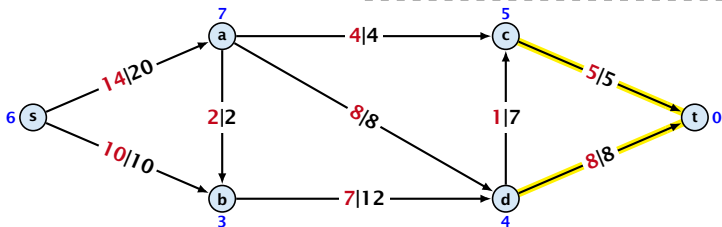


deactivating push



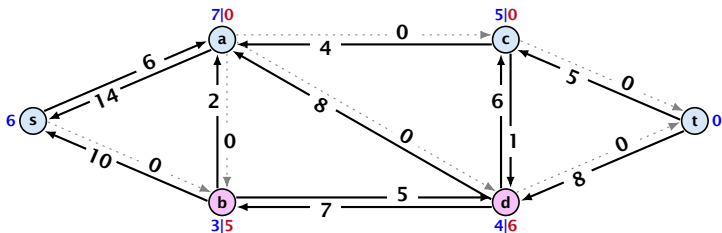
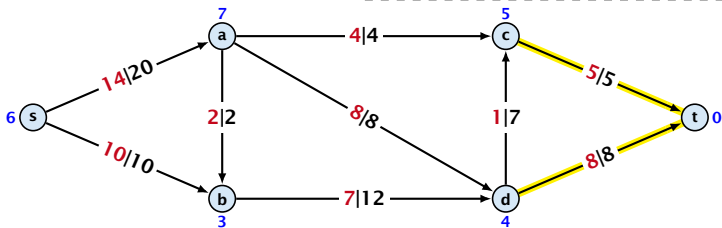
# Preflow Push

The yellow edges indicate the cut that is introduced by the smallest missing label.



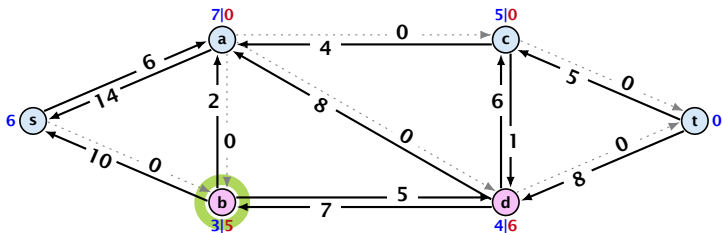
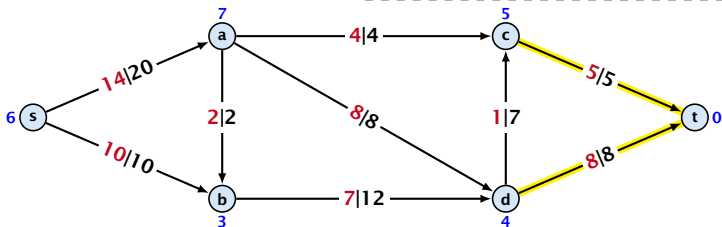
# Preflow Push

The yellow edges indicate the cut that is introduced by the smallest missing label.



# Preflow Push

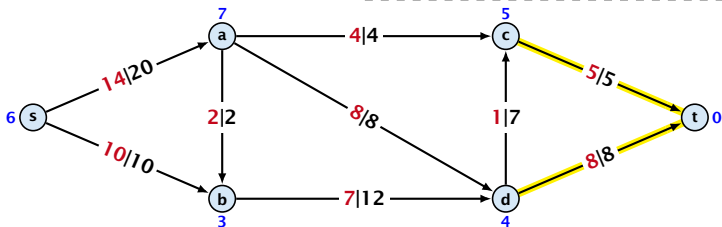
The yellow edges indicate the cut that is introduced by the smallest missing label.



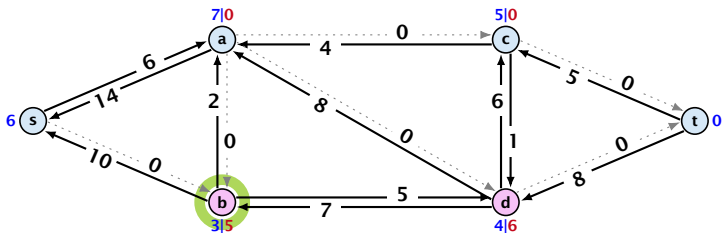


# Preflow Push

The yellow edges indicate the cut that is introduced by the smallest missing label.

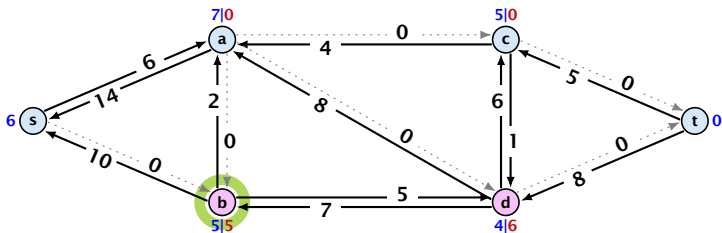
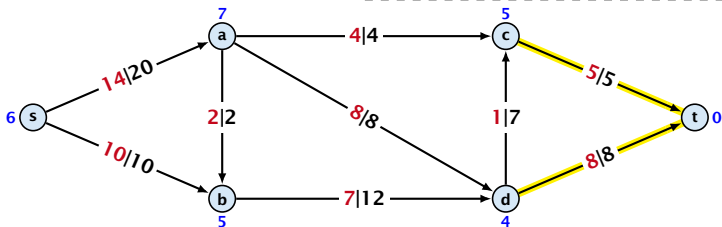


relabel to 5



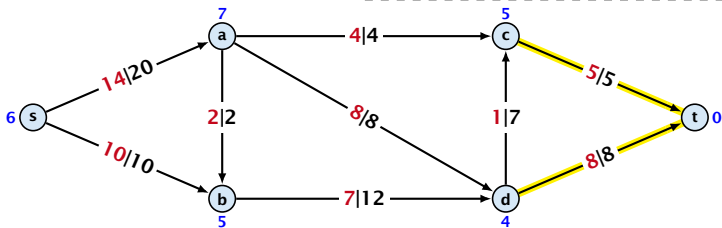
# Preflow Push

The yellow edges indicate the cut that is introduced by the smallest missing label.

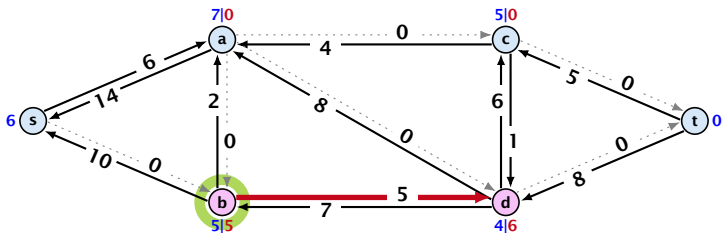


# Preflow Push

The yellow edges indicate the cut that is introduced by the smallest missing label.

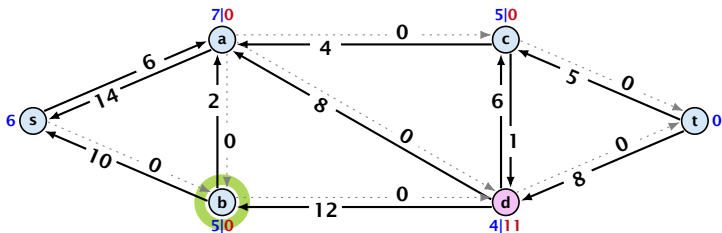
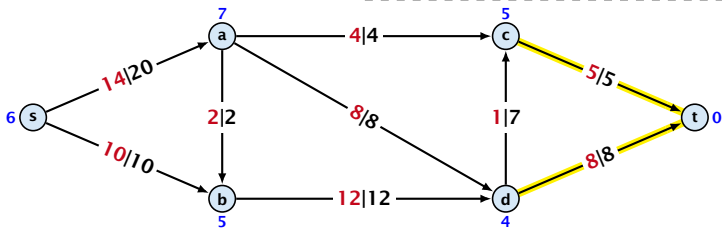


saturation and deactivating push



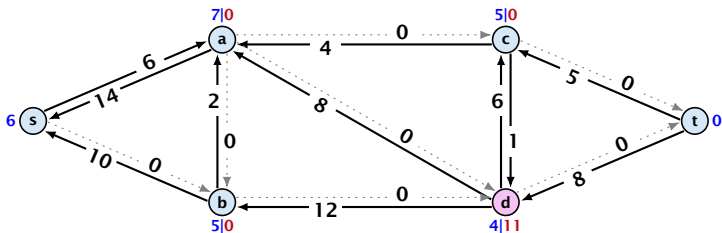
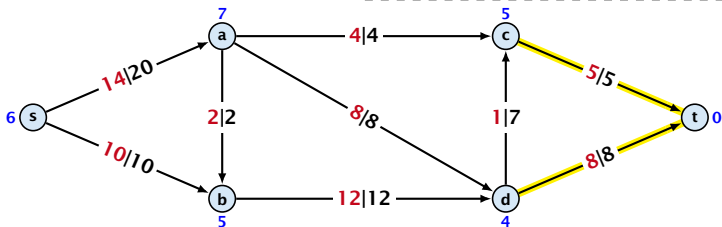
# Preflow Push

The yellow edges indicate the cut that is introduced by the smallest missing label.



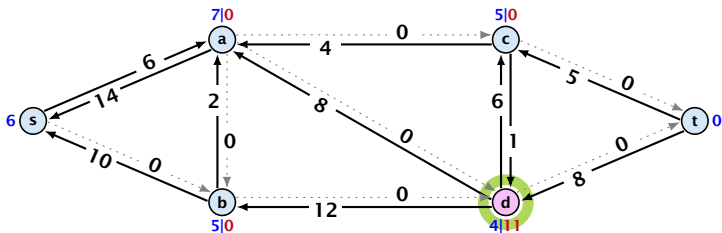
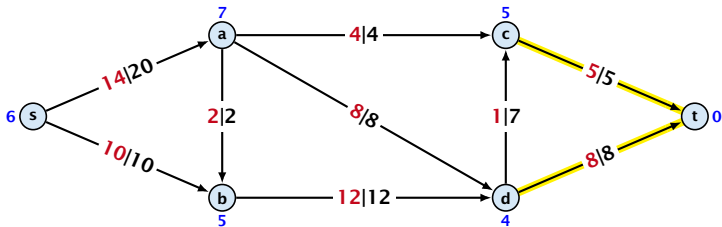
# Preflow Push

The yellow edges indicate the cut that is introduced by the smallest missing label.



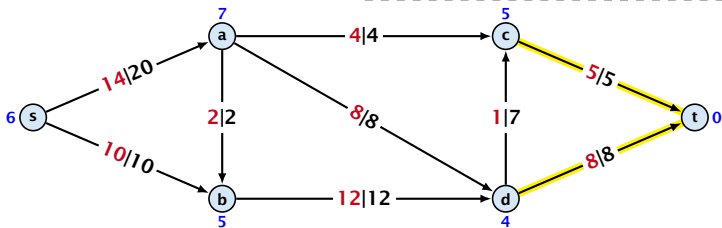
# Preflow Push

The yellow edges indicate the cut that is introduced by the smallest missing label.

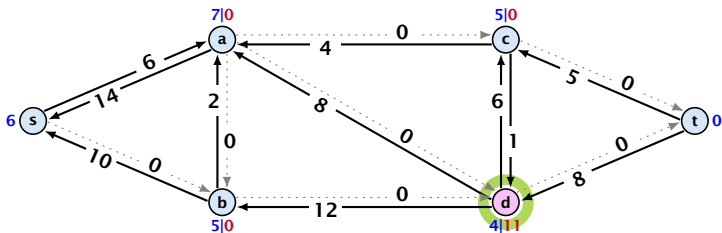


# Preflow Push

The yellow edges indicate the cut that is introduced by the smallest missing label.

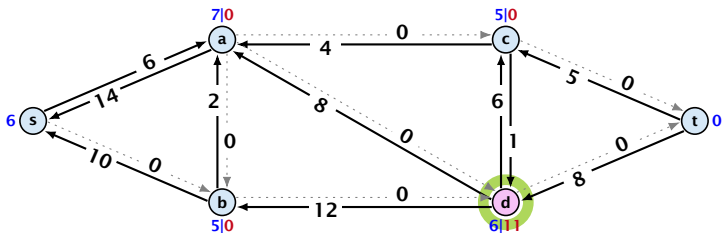
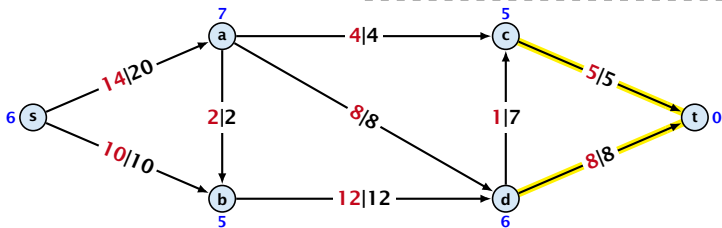


relabel to 6



# Preflow Push

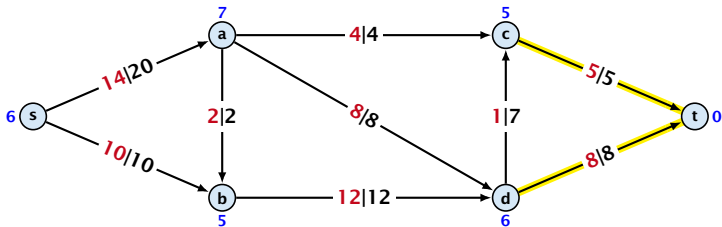
The yellow edges indicate the cut that is introduced by the smallest missing label.



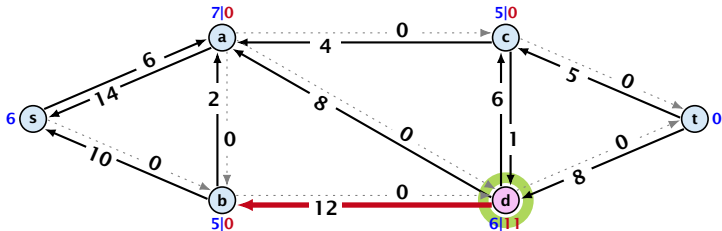


# Preflow Push

The yellow edges indicate the cut that is introduced by the smallest missing label.

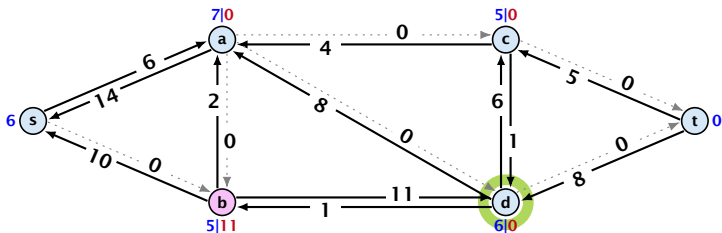
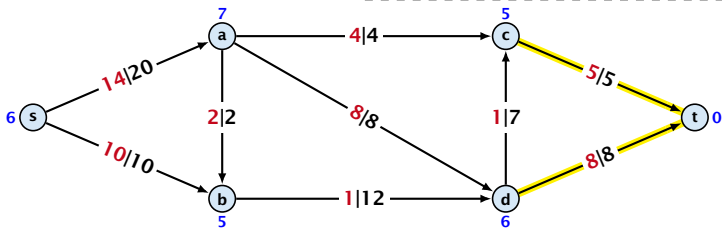


deactivating push



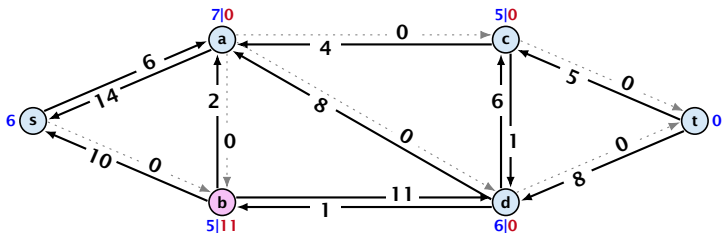
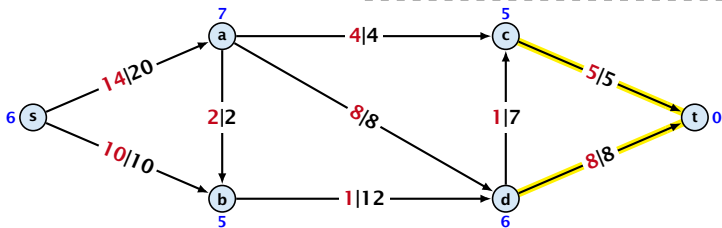
# Preflow Push

The yellow edges indicate the cut that is introduced by the smallest missing label.



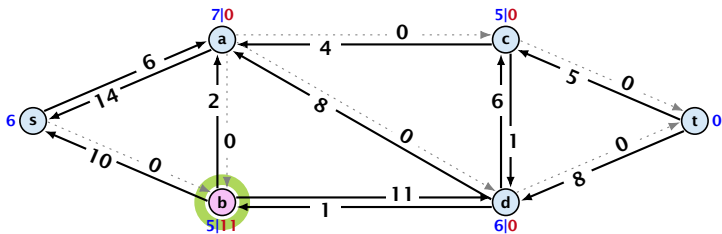
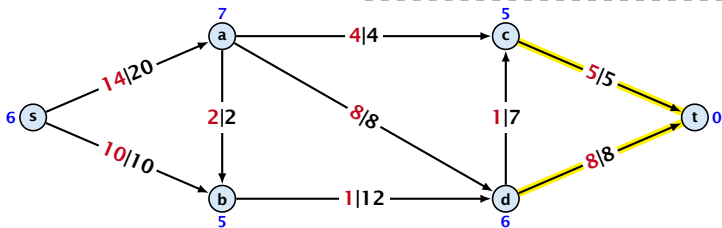
# Preflow Push

The yellow edges indicate the cut that is introduced by the smallest missing label.



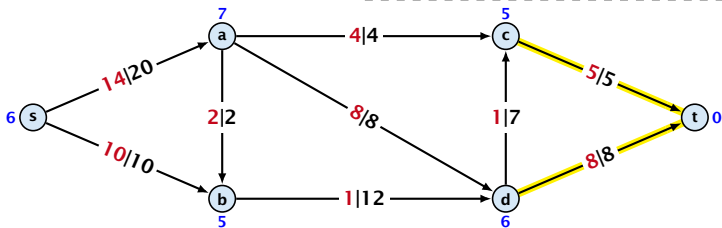
# Preflow Push

The yellow edges indicate the cut that is introduced by the smallest missing label.

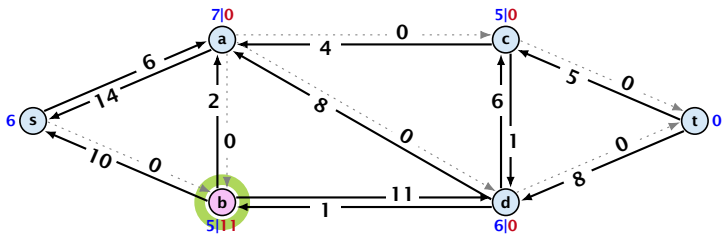


# Preflow Push

The yellow edges indicate the cut that is introduced by the smallest missing label.

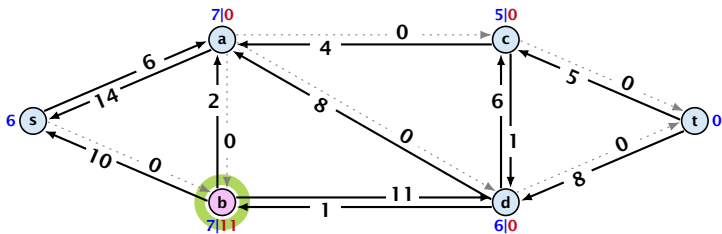
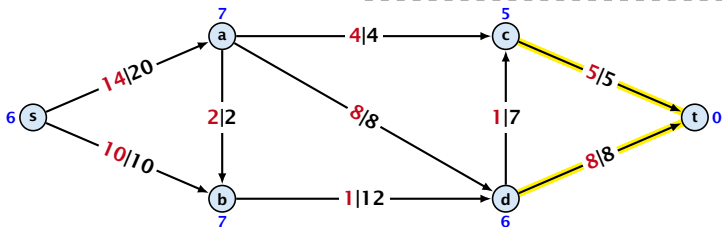


relabel to 7



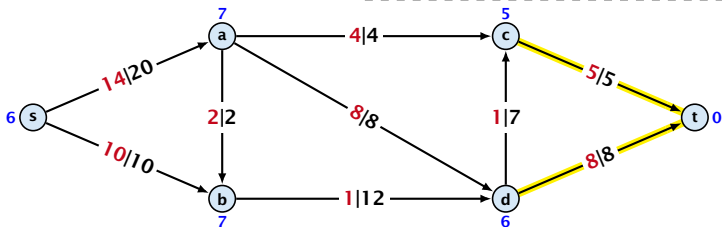
# Preflow Push

The yellow edges indicate the cut that is introduced by the smallest missing label.

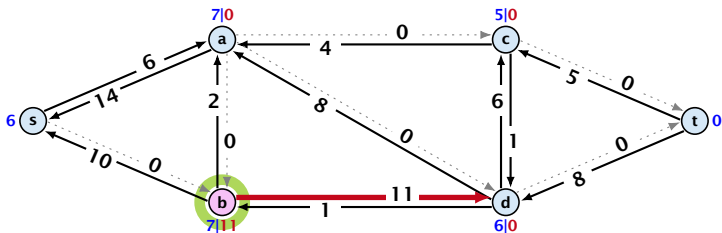


# Preflow Push

The yellow edges indicate the cut that is introduced by the smallest missing label.

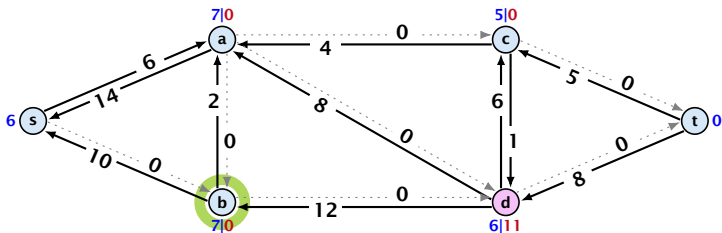
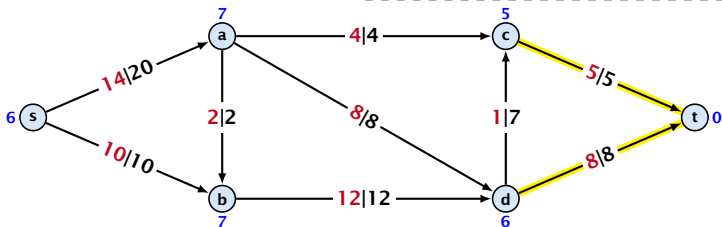


satürating and deactivating push



# Preflow Push

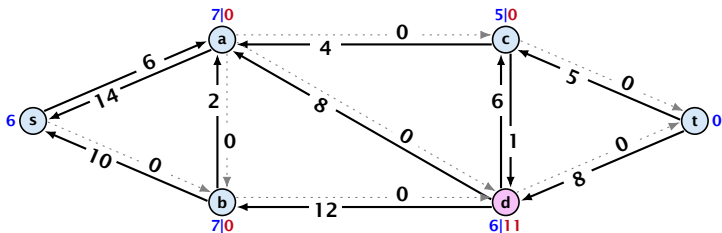
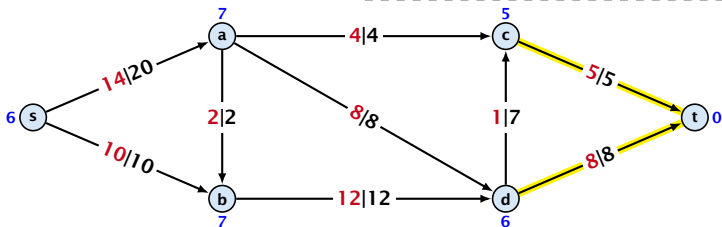
The yellow edges indicate the cut that is introduced by the smallest missing label.





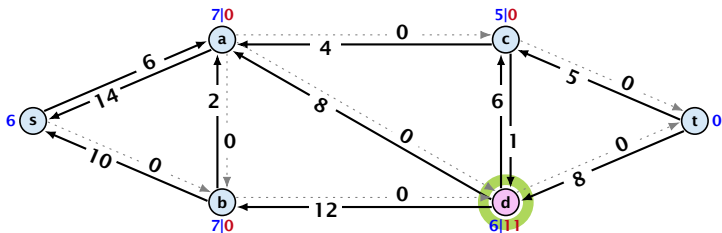
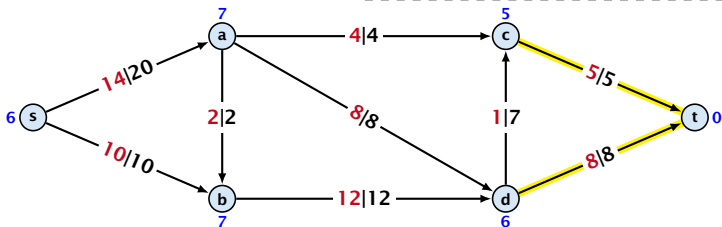
# Preflow Push

The yellow edges indicate the cut that is introduced by the smallest missing label.



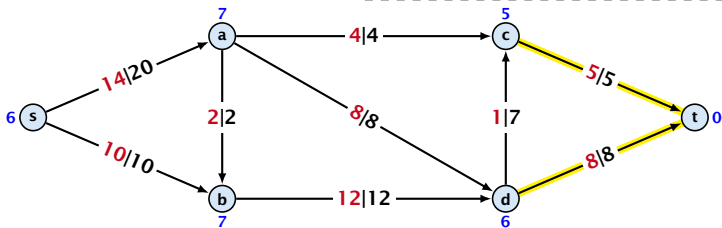
# Preflow Push

The yellow edges indicate the cut that is introduced by the smallest missing label.

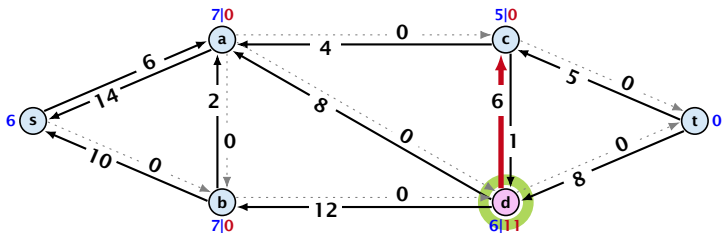


# Preflow Push

The yellow edges indicate the cut that is introduced by the smallest missing label.

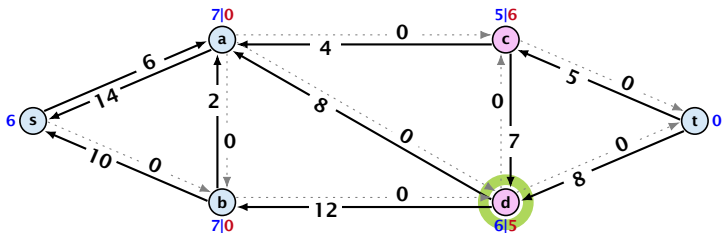
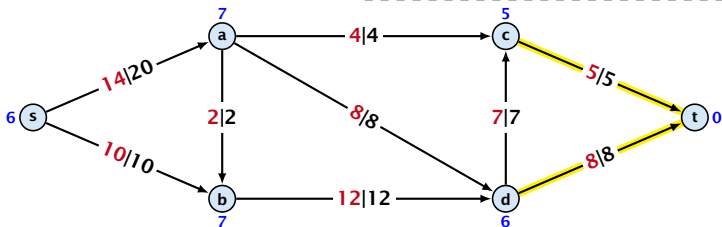


satürating push



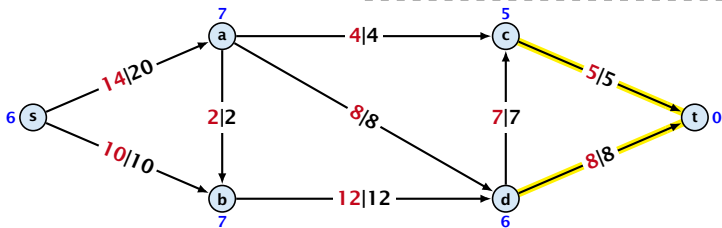
# Preflow Push

The yellow edges indicate the cut that is introduced by the smallest missing label.

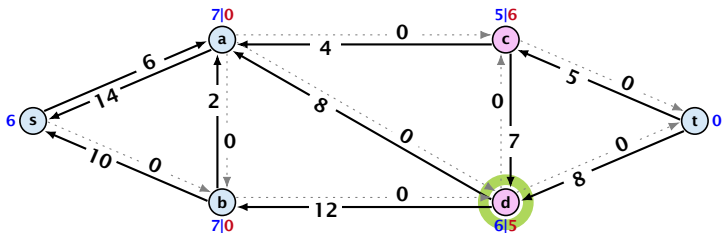


# Preflow Push

The yellow edges indicate the cut that is introduced by the smallest missing label.

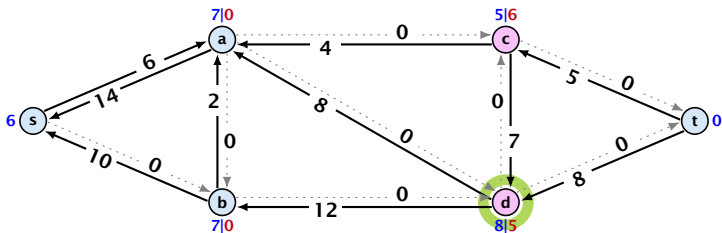
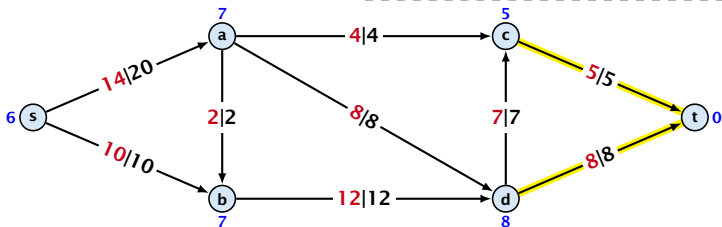


relabel to 8



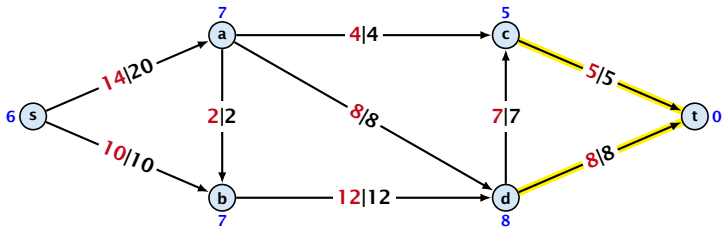
# Preflow Push

The yellow edges indicate the cut that is introduced by the smallest missing label.

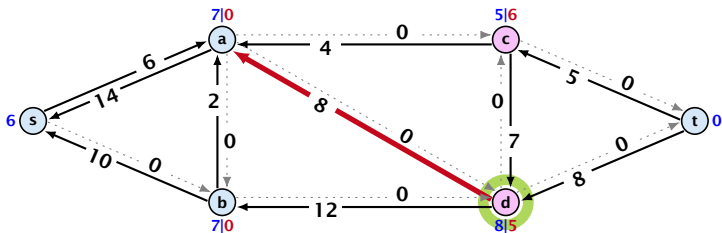


# Preflow Push

The yellow edges indicate the cut that is introduced by the smallest missing label.

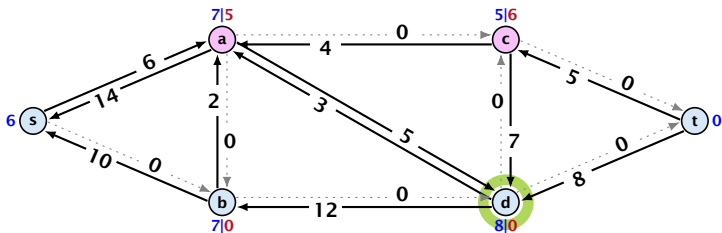
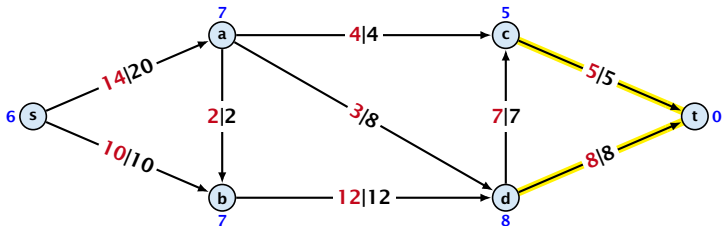


deactivating push



# Preflow Push

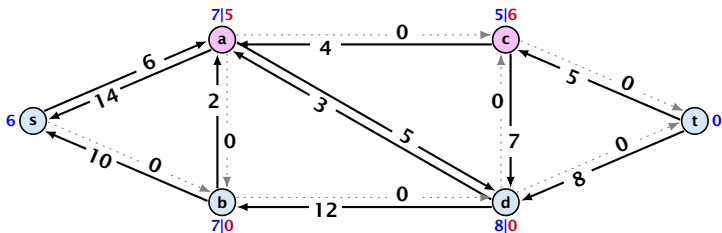
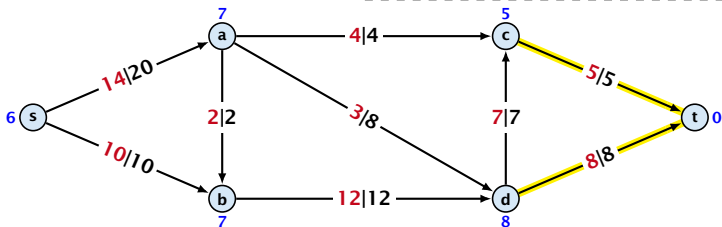
The yellow edges indicate the cut that is introduced by the smallest missing label.





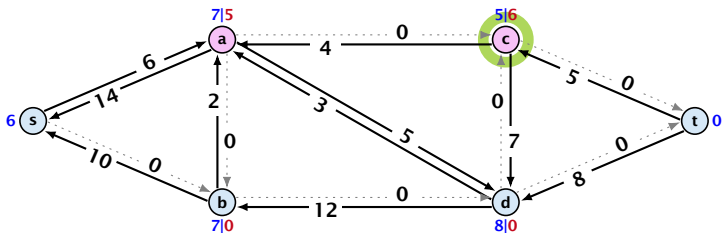
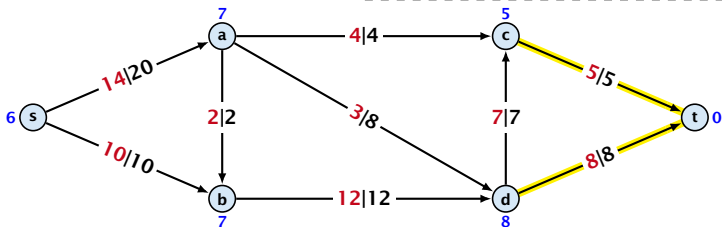
# Preflow Push

The yellow edges indicate the cut that is introduced by the smallest missing label.



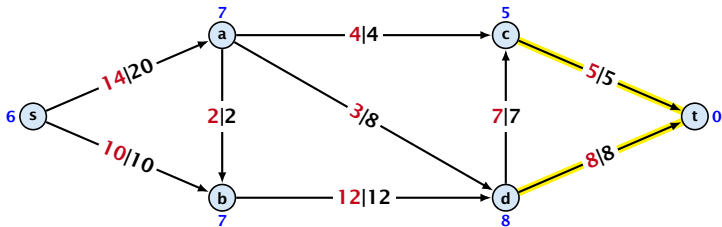
# Preflow Push

The yellow edges indicate the cut that is introduced by the smallest missing label.

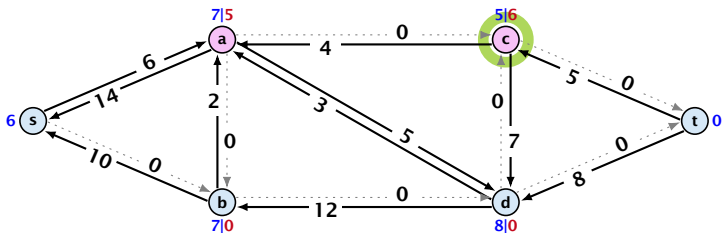


# Preflow Push

The yellow edges indicate the cut that is introduced by the smallest missing label.

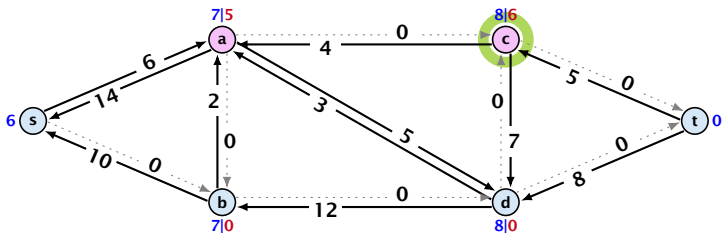
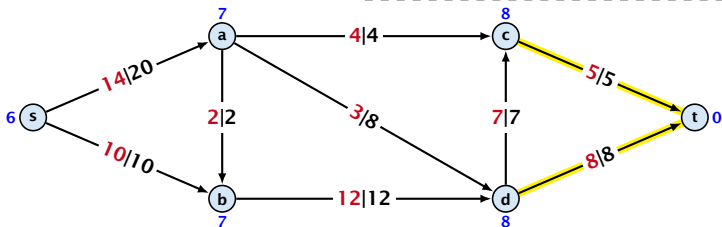


relabel to 8



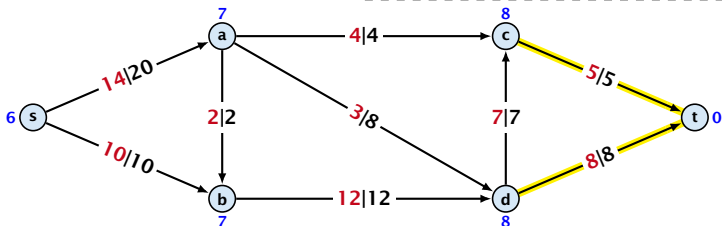
# Preflow Push

The yellow edges indicate the cut that is introduced by the smallest missing label.

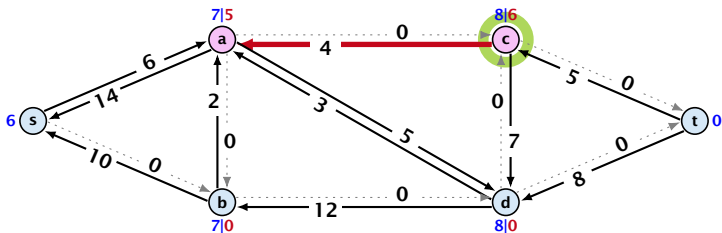


# Preflow Push

The yellow edges indicate the cut that is introduced by the smallest missing label.

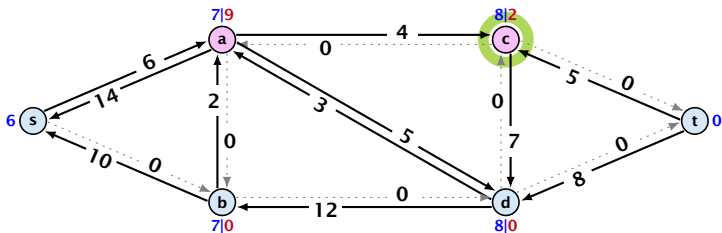
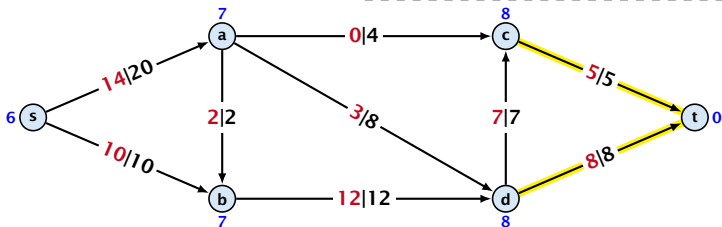


satürating push



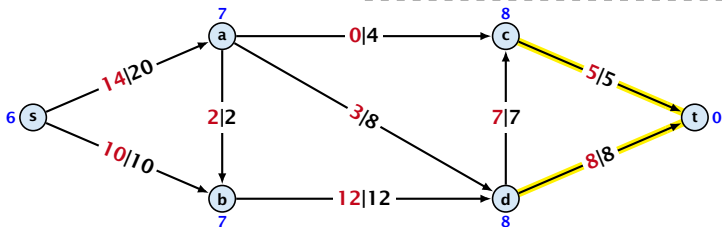
# Preflow Push

The yellow edges indicate the cut that is introduced by the smallest missing label.

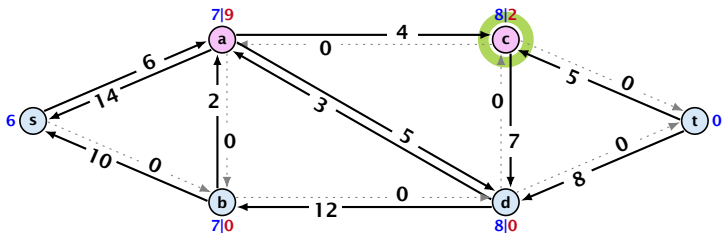


# Preflow Push

The yellow edges indicate the cut that is introduced by the smallest missing label.

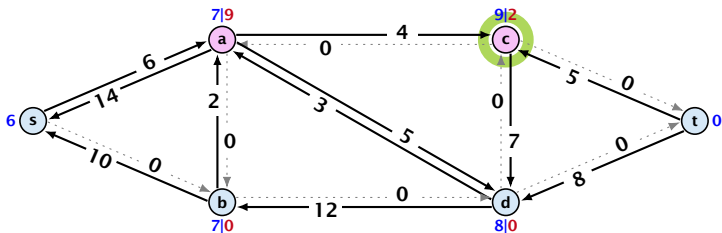
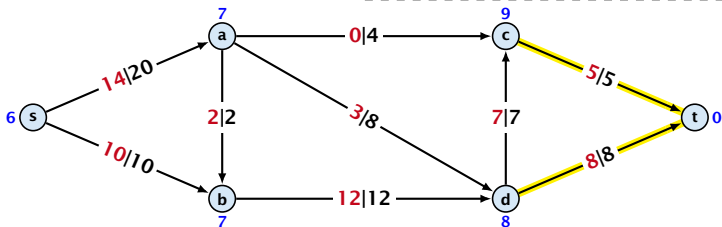


relabel to 9



# Preflow Push

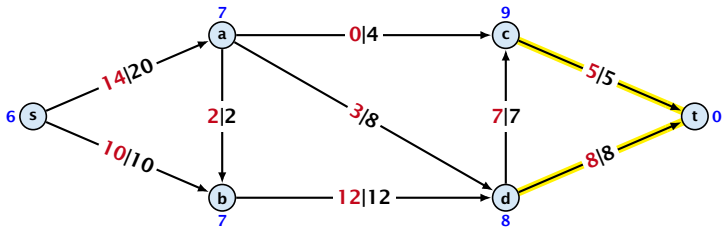
The yellow edges indicate the cut that is introduced by the smallest missing label.



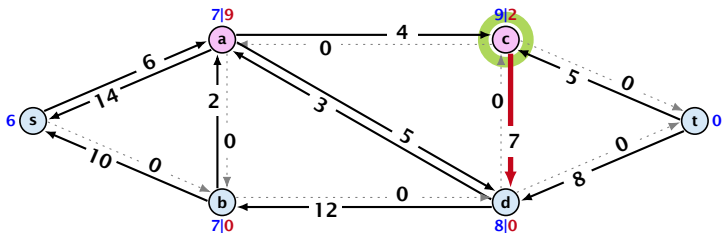


# Preflow Push

The yellow edges indicate the cut that is introduced by the smallest missing label.

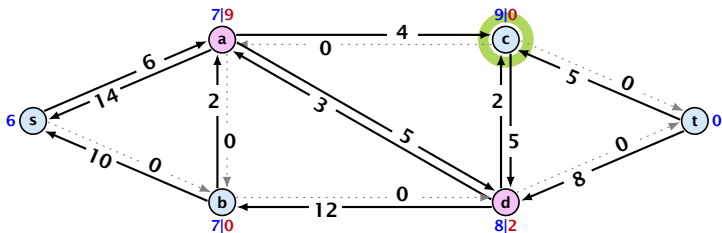
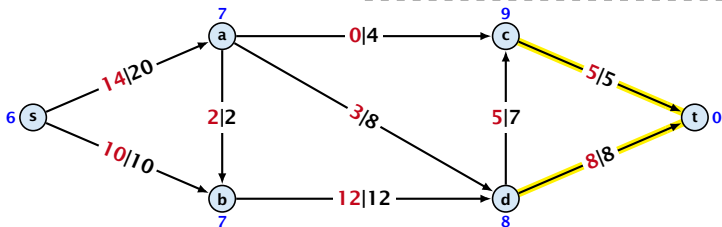


deactivating push



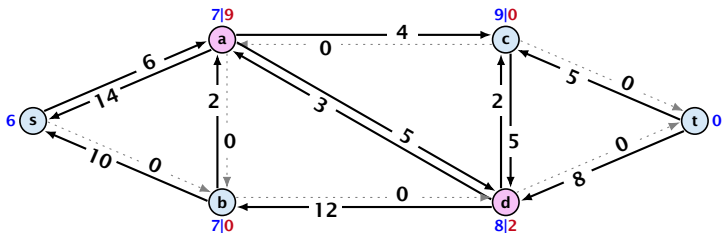
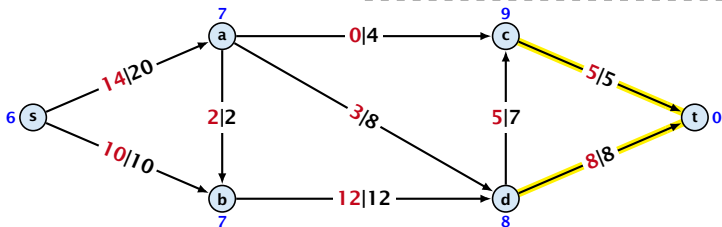
# Preflow Push

The yellow edges indicate the cut that is introduced by the smallest missing label.



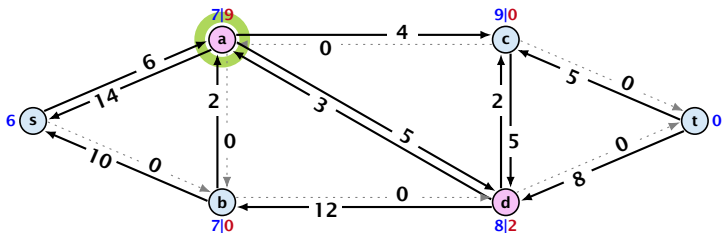
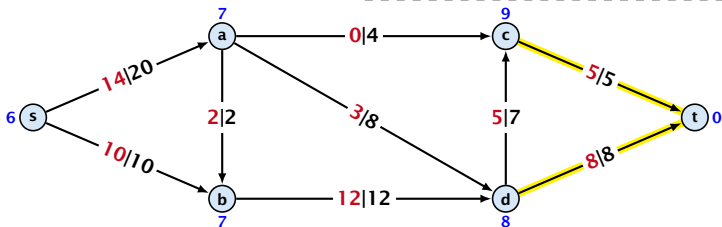
# Preflow Push

The yellow edges indicate the cut that is introduced by the smallest missing label.



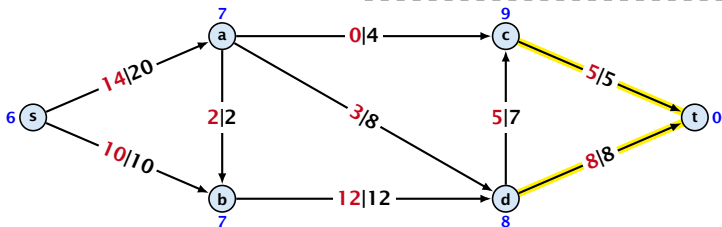
# Preflow Push

The yellow edges indicate the cut that is introduced by the smallest missing label.

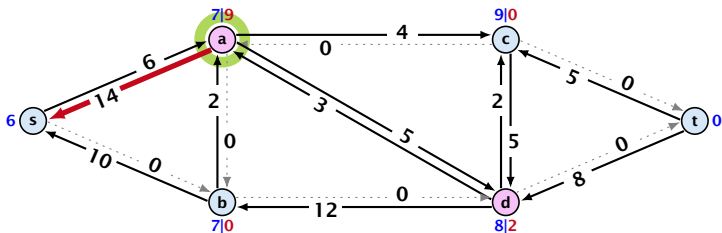


# Preflow Push

The yellow edges indicate the cut that is introduced by the smallest missing label.

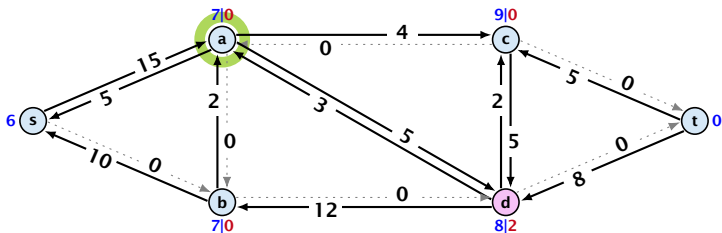
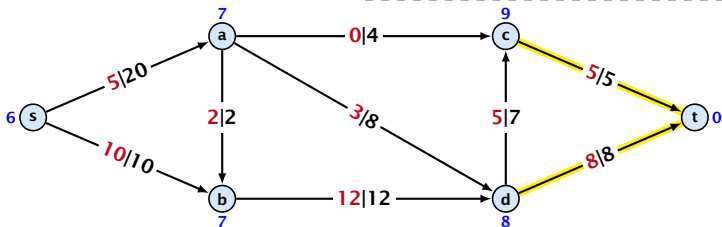


deactivating push



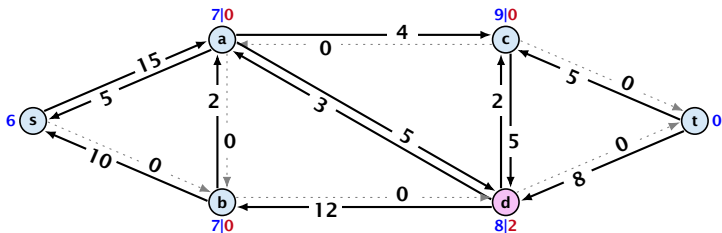
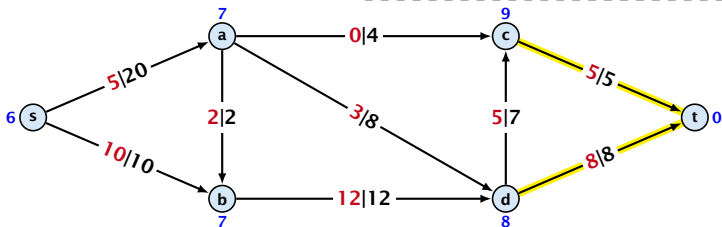
# Preflow Push

The yellow edges indicate the cut that is introduced by the smallest missing label.



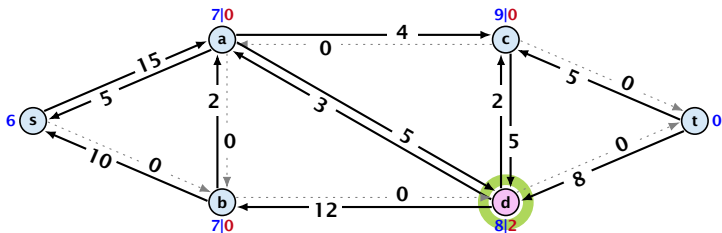
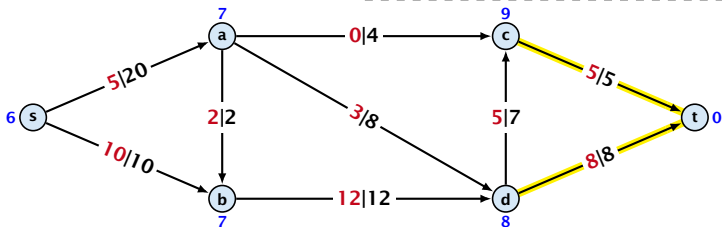
# Preflow Push

The yellow edges indicate the cut that is introduced by the smallest missing label.



# Preflow Push

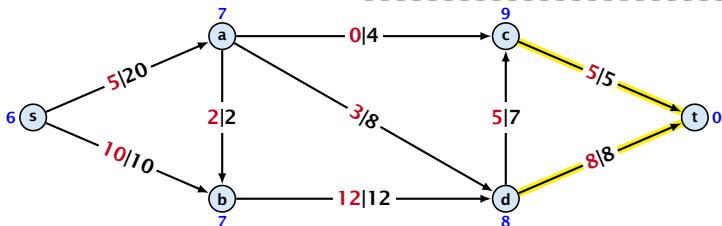
The yellow edges indicate the cut that is introduced by the smallest missing label.



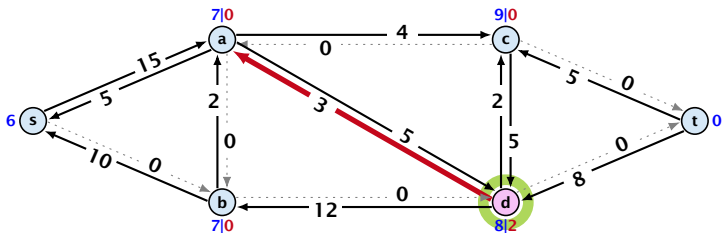


# Preflow Push

The yellow edges indicate the cut that is introduced by the smallest missing label.

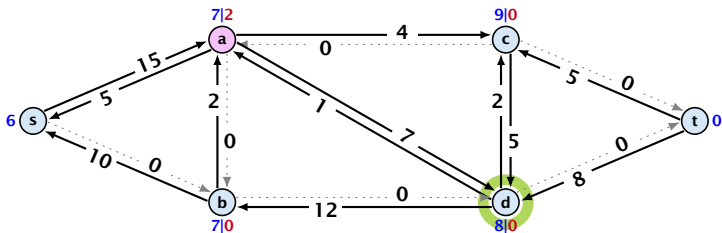
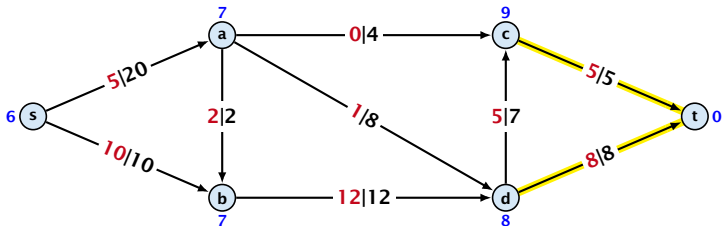


deactivating push



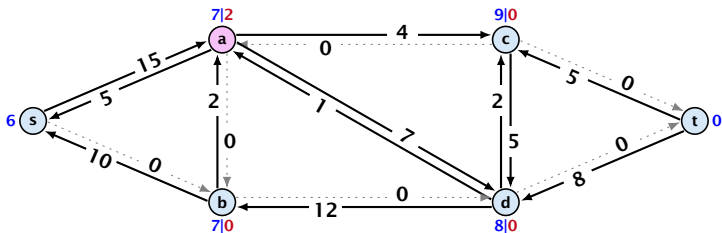
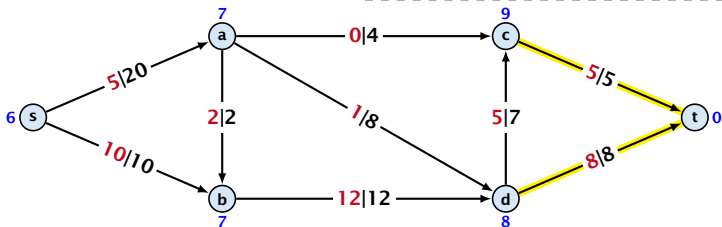
# Preflow Push

The yellow edges indicate the cut that is introduced by the smallest missing label.



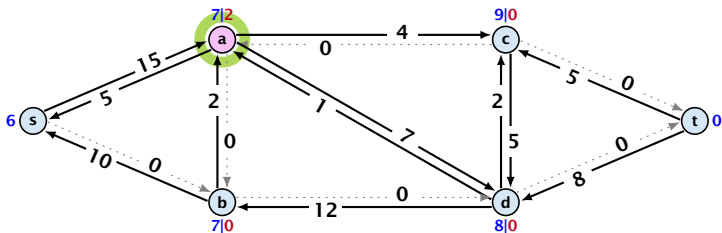
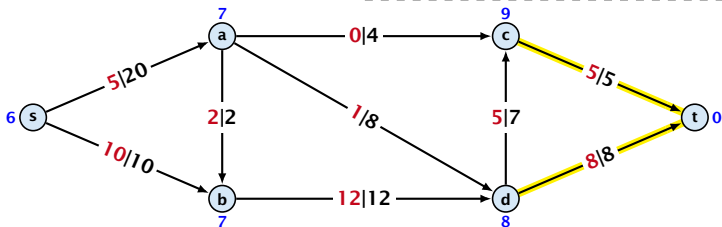
# Preflow Push

The yellow edges indicate the cut that is introduced by the smallest missing label.



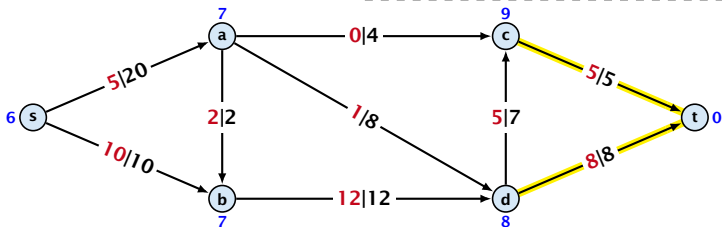
# Preflow Push

The yellow edges indicate the cut that is introduced by the smallest missing label.

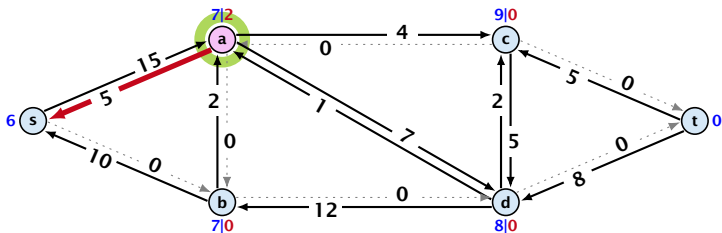


# Preflow Push

The yellow edges indicate the cut that is introduced by the smallest missing label.

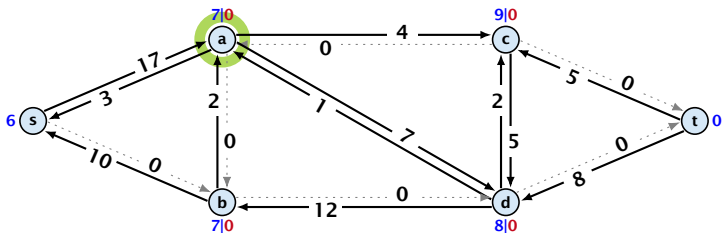
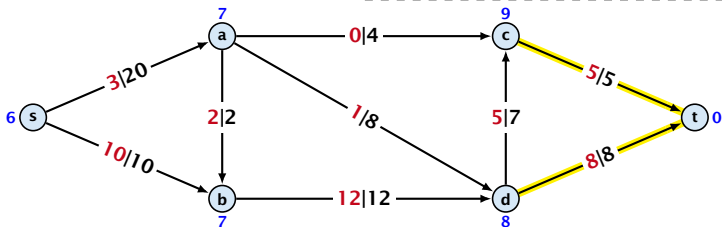


deactivating push



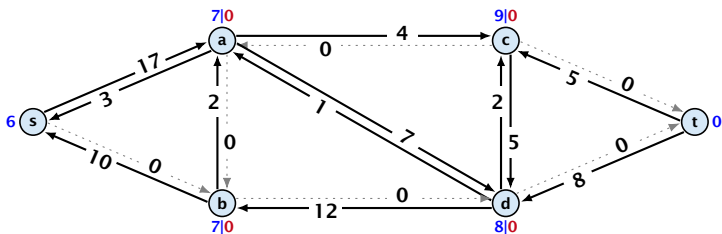
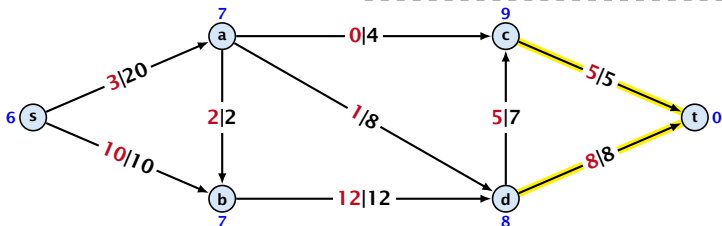
# Preflow Push

The yellow edges indicate the cut that is introduced by the smallest missing label.



# Preflow Push

The yellow edges indicate the cut that is introduced by the smallest missing label.



# Analysis

Note that the lemma is almost trivial. A node  $v$  having excess flow means that the current preflow ships something to  $v$ . The residual graph allows to *undo* flow. Therefore, there must exist a path that can undo the shipment and move it back to  $s$ . However, a formal proof is required.

## Lemma 30

*An active node has a path to  $s$  in the residual graph.*



# Analysis

Note that the lemma is almost trivial. A node  $v$  having excess flow means that the current preflow ships something to  $v$ . The residual graph allows to *undo* flow. Therefore, there must exist a path that can undo the shipment and move it back to  $s$ . However, a formal proof is required.

## Lemma 30

*An active node has a path to  $s$  in the residual graph.*

### Proof.

- ▶ Let  $A$  denote the set of nodes that can reach  $s$ , and let  $B$  denote the remaining nodes. Note that  $s \in A$ .

# Analysis

Note that the lemma is almost trivial. A node  $v$  having excess flow means that the current preflow ships something to  $v$ . The residual graph allows to *undo* flow. Therefore, there must exist a path that can undo the shipment and move it back to  $s$ . However, a formal proof is required.

## Lemma 30

*An active node has a path to  $s$  in the residual graph.*

### Proof.

- ▶ Let  $A$  denote the set of nodes that can reach  $s$ , and let  $B$  denote the remaining nodes. Note that  $s \in A$ .
- ▶ In the following we show that a node  $b \in B$  has excess flow  $f(b) = 0$  which gives the lemma.

# Analysis

Note that the lemma is almost trivial. A node  $v$  having excess flow means that the current preflow ships something to  $v$ . The residual graph allows to *undo* flow. Therefore, there must exist a path that can undo the shipment and move it back to  $s$ . However, a formal proof is required.

## Lemma 30

*An active node has a path to  $s$  in the residual graph.*

### Proof.

- ▶ Let  $A$  denote the set of nodes that can reach  $s$ , and let  $B$  denote the remaining nodes. Note that  $s \in A$ .
- ▶ In the following we show that a node  $b \in B$  has excess flow  $f(b) = 0$  which gives the lemma.
- ▶ In the residual graph there are no edges into  $A$ , and, hence, no edges leaving  $A$ /entering  $B$  can carry any flow.

# Analysis

Note that the lemma is almost trivial. A node  $v$  having excess flow means that the current preflow ships something to  $v$ . The residual graph allows to *undo* flow. Therefore, there must exist a path that can undo the shipment and move it back to  $s$ . However, a formal proof is required.

## Lemma 30

*An active node has a path to  $s$  in the residual graph.*

### Proof.

- ▶ Let  $A$  denote the set of nodes that can reach  $s$ , and let  $B$  denote the remaining nodes. Note that  $s \in A$ .
- ▶ In the following we show that a node  $b \in B$  has excess flow  $f(b) = 0$  which gives the lemma.
- ▶ In the residual graph there are no edges into  $A$ , and, hence, no edges leaving  $A$ /entering  $B$  can carry any flow.
- ▶ Let  $f(B) = \sum_{v \in B} f(v)$  be the excess flow of all nodes in  $B$ .

Let  $f : E \rightarrow \mathbb{R}_0^+$  be a preflow. We introduce the notation

$$f(x, y) = \begin{cases} 0 & (x, y) \notin E \\ f((x, y)) & (x, y) \in E \end{cases}$$

Let  $f : E \rightarrow \mathbb{R}_0^+$  be a preflow. We introduce the notation

$$f(x, y) = \begin{cases} 0 & (x, y) \notin E \\ f((x, y)) & (x, y) \in E \end{cases}$$

We have

$$f(B)$$

Let  $f : E \rightarrow \mathbb{R}_0^+$  be a preflow. We introduce the notation

$$f(x, y) = \begin{cases} 0 & (x, y) \notin E \\ f((x, y)) & (x, y) \in E \end{cases}$$

We have

$$f(B) = \sum_{b \in B} f(b)$$

Let  $f : E \rightarrow \mathbb{R}_0^+$  be a preflow. We introduce the notation

$$f(x, y) = \begin{cases} 0 & (x, y) \notin E \\ f((x, y)) & (x, y) \in E \end{cases}$$

We have

$$\begin{aligned} f(B) &= \sum_{b \in B} f(b) \\ &= \sum_{b \in B} \left( \sum_{v \in V} f(v, b) - \sum_{v \in V} f(b, v) \right) \end{aligned}$$



Let  $f : E \rightarrow \mathbb{R}_0^+$  be a preflow. We introduce the notation

$$f(x, y) = \begin{cases} 0 & (x, y) \notin E \\ f((x, y)) & (x, y) \in E \end{cases}$$

We have

$$\begin{aligned} f(B) &= \sum_{b \in B} f(b) \\ &= \sum_{b \in B} \left( \sum_{v \in V} f(v, b) - \sum_{v \in V} f(b, v) \right) \\ &= \sum_{b \in B} \left( \sum_{v \in A} f(v, b) + \sum_{v \in B} f(v, b) - \sum_{v \in A} f(b, v) - \sum_{v \in B} f(b, v) \right) \end{aligned}$$

Let  $f : E \rightarrow \mathbb{R}_0^+$  be a preflow. We introduce the notation

$$f(x, y) = \begin{cases} 0 & (x, y) \notin E \\ f((x, y)) & (x, y) \in E \end{cases}$$

We have

$$\begin{aligned} f(B) &= \sum_{b \in B} f(b) \\ &= \sum_{b \in B} \left( \sum_{v \in V} f(v, b) - \sum_{v \in V} f(b, v) \right) \\ &= \sum_{b \in B} \left( \sum_{v \in A} f(v, b) + \sum_{v \in B} f(v, b) - \sum_{v \in A} f(b, v) - \sum_{v \in B} f(b, v) \right) \\ &= \sum_{b \in B} \sum_{v \in A} f(v, b) - \sum_{b \in B} \sum_{v \in A} f(b, v) + \sum_{b \in B} \sum_{v \in B} f(v, b) - \sum_{b \in B} \sum_{v \in B} f(b, v) \end{aligned}$$

Let  $f : E \rightarrow \mathbb{R}_0^+$  be a preflow. We introduce the notation

$$f(x, y) = \begin{cases} 0 & (x, y) \notin E \\ f((x, y)) & (x, y) \in E \end{cases}$$

We have

$$\begin{aligned} f(B) &= \sum_{b \in B} f(b) \\ &= \sum_{b \in B} \left( \sum_{v \in V} f(v, b) - \sum_{v \in V} f(b, v) \right) \\ &= \sum_{b \in B} \left( \sum_{v \in A} f(v, b) + \sum_{v \in B} f(v, b) - \sum_{v \in A} f(b, v) - \sum_{v \in B} f(b, v) \right) \\ &= \sum_{b \in B} \sum_{v \in A} f(v, b) - \sum_{b \in B} \sum_{v \in A} f(b, v) + \sum_{b \in B} \sum_{v \in B} f(v, b) - \sum_{b \in B} \sum_{v \in B} f(b, v) \\ &= 0 \end{aligned}$$

Let  $f : E \rightarrow \mathbb{R}_0^+$  be a preflow. We introduce the notation

$$f(x, y) = \begin{cases} 0 & (x, y) \notin E \\ f((x, y)) & (x, y) \in E \end{cases}$$

We have

$$\begin{aligned} f(B) &= \sum_{b \in B} f(b) \\ &= \sum_{b \in B} \left( \sum_{v \in V} f(v, b) - \sum_{v \in V} f(b, v) \right) \\ &= \sum_{b \in B} \left( \sum_{v \in A} f(v, b) + \sum_{v \in B} f(v, b) - \sum_{v \in A} f(b, v) - \sum_{v \in B} f(b, v) \right) \\ &= \sum_{b \in B} \sum_{v \in A} f(v, b) - \sum_{b \in B} \sum_{v \in A} f(b, v) \end{aligned}$$

Let  $f : E \rightarrow \mathbb{R}_0^+$  be a preflow. We introduce the notation

$$f(x, y) = \begin{cases} 0 & (x, y) \notin E \\ f((x, y)) & (x, y) \in E \end{cases}$$

We have

$$\begin{aligned} f(B) &= \sum_{b \in B} f(b) \\ &= \sum_{b \in B} \left( \sum_{v \in V} f(v, b) - \sum_{v \in V} f(b, v) \right) \\ &= \sum_{b \in B} \left( \sum_{v \in A} f(v, b) + \sum_{v \in B} f(v, b) - \sum_{v \in A} f(b, v) - \sum_{v \in B} f(b, v) \right) \\ &= \sum_{b \in B} \sum_{v \in A} \boxed{f(v, b)} - \sum_{b \in B} \sum_{v \in A} f(b, v) \\ &\quad = \mathbf{0} \end{aligned}$$

Let  $f : E \rightarrow \mathbb{R}_0^+$  be a preflow. We introduce the notation

$$f(x, y) = \begin{cases} 0 & (x, y) \notin E \\ f((x, y)) & (x, y) \in E \end{cases}$$

We have

$$\begin{aligned} f(B) &= \sum_{b \in B} f(b) \\ &= \sum_{b \in B} \left( \sum_{v \in V} f(v, b) - \sum_{v \in V} f(b, v) \right) \\ &= \sum_{b \in B} \left( \sum_{v \in A} f(v, b) + \sum_{v \in B} f(v, b) - \sum_{v \in A} f(b, v) - \sum_{v \in B} f(b, v) \right) \\ &= \sum_{b \in B} \sum_{v \in A} f(b, v) \end{aligned}$$

Let  $f : E \rightarrow \mathbb{R}_0^+$  be a preflow. We introduce the notation

$$f(x, y) = \begin{cases} 0 & (x, y) \notin E \\ f((x, y)) & (x, y) \in E \end{cases}$$

We have

$$\begin{aligned} f(B) &= \sum_{b \in B} f(b) \\ &= \sum_{b \in B} \left( \sum_{v \in V} f(v, b) - \sum_{v \in V} f(b, v) \right) \\ &= \sum_{b \in B} \left( \sum_{v \in A} f(v, b) + \sum_{v \in B} f(v, b) - \sum_{v \in A} f(b, v) - \sum_{v \in B} f(b, v) \right) \\ &= \sum_{b \in B} \sum_{v \in A} f(b, v) \\ &\quad \geq 0 \end{aligned}$$

Let  $f : E \rightarrow \mathbb{R}_0^+$  be a preflow. We introduce the notation

$$f(x, y) = \begin{cases} 0 & (x, y) \notin E \\ f((x, y)) & (x, y) \in E \end{cases}$$

We have

$$\begin{aligned} f(B) &= \sum_{b \in B} f(b) \\ &= \sum_{b \in B} \left( \sum_{v \in V} f(v, b) - \sum_{v \in V} f(b, v) \right) \\ &= \sum_{b \in B} \left( \sum_{v \in A} f(v, b) + \sum_{v \in B} f(v, b) - \sum_{v \in A} f(b, v) - \sum_{v \in B} f(b, v) \right) \\ &= \sum_{b \in B} \sum_{v \in A} f(b, v) \end{aligned}$$



Let  $f : E \rightarrow \mathbb{R}_0^+$  be a preflow. We introduce the notation

$$f(x, y) = \begin{cases} 0 & (x, y) \notin E \\ f((x, y)) & (x, y) \in E \end{cases}$$

We have

$$\begin{aligned} f(B) &= \sum_{b \in B} f(b) \\ &= \sum_{b \in B} \left( \sum_{v \in V} f(v, b) - \sum_{v \in V} f(b, v) \right) \\ &= \sum_{b \in B} \left( \sum_{v \in A} f(v, b) + \sum_{v \in B} f(v, b) - \sum_{v \in A} f(b, v) - \sum_{v \in B} f(b, v) \right) \\ &= \qquad \qquad \qquad - \sum_{b \in B} \sum_{v \in A} f(b, v) \\ &\leq 0 \end{aligned}$$

Let  $f : E \rightarrow \mathbb{R}_0^+$  be a preflow. We introduce the notation

$$f(x, y) = \begin{cases} 0 & (x, y) \notin E \\ f((x, y)) & (x, y) \in E \end{cases}$$

We have

$$\begin{aligned} f(B) &= \sum_{b \in B} f(b) \\ &= \sum_{b \in B} \left( \sum_{v \in V} f(v, b) - \sum_{v \in V} f(b, v) \right) \\ &= \sum_{b \in B} \left( \sum_{v \in A} f(v, b) + \sum_{v \in B} f(v, b) - \sum_{v \in A} f(b, v) - \sum_{v \in B} f(b, v) \right) \\ &= \qquad \qquad \qquad - \sum_{b \in B} \sum_{v \in A} f(b, v) \\ &\leq 0 \end{aligned}$$

Hence, the excess flow  $f(b)$  must be 0 for every node  $b \in B$ .

# Analysis

## Lemma 31

*The label of a node cannot become larger than  $2n - 1$ .*

# Analysis

## Lemma 31

*The label of a node cannot become larger than  $2n - 1$ .*

### Proof.

- ▶ When increasing the label at a node  $u$  there exists a path from  $u$  to  $s$  of length at most  $n - 1$ . Along each edge of the path the height/label can at most drop by 1, and the label of the source is  $n$ .

# Analysis

## Lemma 31

*The label of a node cannot become larger than  $2n - 1$ .*

### Proof.

- ▶ When increasing the label at a node  $u$  there exists a path from  $u$  to  $s$  of length at most  $n - 1$ . Along each edge of the path the height/label can at most drop by 1, and the label of the source is  $n$ .

## Lemma 32

*There are only  $\mathcal{O}(n^2)$  relabel operations.*

# Analysis

## Lemma 33

The number of *saturating pushes* performed is at most  $O(mn)$ .

# Analysis

## Lemma 33

The number of  *saturating pushes* performed is at most  $\mathcal{O}(mn)$ .

### Proof.

- ▶ Suppose that we just made a saturating push along  $(u, v)$ .

# Analysis

## Lemma 33

The number of *saturating pushes* performed is at most  $\mathcal{O}(mn)$ .

### Proof.

- ▶ Suppose that we just made a saturating push along  $(u, v)$ .
- ▶ Hence, the edge  $(u, v)$  is deleted from the residual graph.



# Analysis

## Lemma 33

The number of *saturating pushes* performed is at most  $\mathcal{O}(mn)$ .

### Proof.

- ▶ Suppose that we just made a saturating push along  $(u, v)$ .
- ▶ Hence, the edge  $(u, v)$  is deleted from the residual graph.
- ▶ For the edge to appear again, a push from  $v$  to  $u$  is required.

# Analysis

## Lemma 33

The number of *saturating pushes* performed is at most  $\mathcal{O}(mn)$ .

### Proof.

- ▶ Suppose that we just made a saturating push along  $(u, v)$ .
- ▶ Hence, the edge  $(u, v)$  is deleted from the residual graph.
- ▶ For the edge to appear again, a push from  $v$  to  $u$  is required.
- ▶ Currently,  $\ell(u) = \ell(v) + 1$ , as we only make pushes along admissible edges.

# Analysis

## Lemma 33

The number of *saturation pushes* performed is at most  $\mathcal{O}(mn)$ .

### Proof.

- ▶ Suppose that we just made a saturating push along  $(u, v)$ .
- ▶ Hence, the edge  $(u, v)$  is deleted from the residual graph.
- ▶ For the edge to appear again, a push from  $v$  to  $u$  is required.
- ▶ Currently,  $\ell(u) = \ell(v) + 1$ , as we only make pushes along admissible edges.
- ▶ For a push from  $v$  to  $u$  the edge  $(v, u)$  must become admissible. The label of  $v$  must increase by at least 2.

# Analysis

## Lemma 33

The number of *saturating pushes* performed is at most  $\mathcal{O}(mn)$ .

### Proof.

- ▶ Suppose that we just made a saturating push along  $(u, v)$ .
- ▶ Hence, the edge  $(u, v)$  is deleted from the residual graph.
- ▶ For the edge to appear again, a push from  $v$  to  $u$  is required.
- ▶ Currently,  $\ell(u) = \ell(v) + 1$ , as we only make pushes along admissible edges.
- ▶ For a push from  $v$  to  $u$  the edge  $(v, u)$  must become admissible. The label of  $v$  must increase by at least 2.
- ▶ Since the label of  $v$  is at most  $2n - 1$ , there are at most  $n$  pushes along  $(u, v)$ .

## Lemma 34

The number of *deactivating pushes* performed is at most  $\mathcal{O}(n^2m)$ .

### Lemma 34

The number of *deactivating pushes* performed is at most  $\mathcal{O}(n^2m)$ .

#### Proof.

- ▶ Define a potential function  $\Phi(f) = \sum_{\text{active nodes } v} \ell(v)$

### Lemma 34

The number of *deactivating pushes* performed is at most  $\mathcal{O}(n^2m)$ .

#### Proof.

- ▶ Define a potential function  $\Phi(f) = \sum_{\text{active nodes } v} \ell(v)$
- ▶ A saturating push increases  $\Phi$  by  $\leq 2n$  (when the target node becomes active it may contribute at most  $2n$  to the sum).

### Lemma 34

The number of *deactivating pushes* performed is at most  $\mathcal{O}(n^2m)$ .

#### Proof.

- ▶ Define a potential function  $\Phi(f) = \sum_{\text{active nodes } v} \ell(v)$
- ▶ A saturating push increases  $\Phi$  by  $\leq 2n$  (when the target node becomes active it may contribute at most  $2n$  to the sum).
- ▶ A relabel increases  $\Phi$  by at most 1.



## Lemma 34

The number of *deactivating pushes* performed is at most  $\mathcal{O}(n^2m)$ .

### Proof.

- ▶ Define a potential function  $\Phi(f) = \sum_{\text{active nodes } v} \ell(v)$
- ▶ A saturating push increases  $\Phi$  by  $\leq 2n$  (when the target node becomes active it may contribute at most  $2n$  to the sum).
- ▶ A relabel increases  $\Phi$  by at most  $1$ .
- ▶ A deactivating push decreases  $\Phi$  by at least  $1$  as the node that is pushed from becomes inactive and has a label that is strictly larger than the target.

## Lemma 34

The number of *deactivating pushes* performed is at most  $\mathcal{O}(n^2m)$ .

### Proof.

- ▶ Define a potential function  $\Phi(f) = \sum_{\text{active nodes } v} \ell(v)$
- ▶ A saturating push increases  $\Phi$  by  $\leq 2n$  (when the target node becomes active it may contribute at most  $2n$  to the sum).
- ▶ A relabel increases  $\Phi$  by at most  $1$ .
- ▶ A deactivating push decreases  $\Phi$  by at least  $1$  as the node that is pushed from becomes inactive and has a label that is strictly larger than the target.
- ▶ Hence,

$$\begin{aligned} \# \text{deactivating\_pushes} &\leq \# \text{relabels} + 2n \cdot \# \text{saturating\_pushes} \\ &\leq \mathcal{O}(n^2m) . \end{aligned}$$

## Theorem 35

*There is an implementation of the generic push relabel algorithm with running time  $\mathcal{O}(n^2m)$ .*

# Analysis

**Proof:**

# Analysis

## **Proof:**

For every node maintain a list of admissible edges starting at that node. Further maintain a list of active nodes.

# Analysis

## Proof:

For every node maintain a list of admissible edges starting at that node. Further maintain a list of active nodes.

A push along an edge  $(u, v)$  can be performed in constant time

- ▶ check whether edge  $(v, u)$  needs to be added to  $G_f$

# Analysis

## Proof:

For every node maintain a list of admissible edges starting at that node. Further maintain a list of active nodes.

A push along an edge  $(u, v)$  can be performed in constant time

- ▶ check whether edge  $(v, u)$  needs to be added to  $G_f$
- ▶ check whether  $(u, v)$  needs to be deleted (saturating push)

# Analysis

## Proof:

For every node maintain a list of admissible edges starting at that node. Further maintain a list of active nodes.

A push along an edge  $(u, v)$  can be performed in constant time

- ▶ check whether edge  $(v, u)$  needs to be added to  $G_f$
- ▶ check whether  $(u, v)$  needs to be deleted (saturating push)
- ▶ check whether  $u$  becomes inactive and has to be deleted from the set of active nodes



# Analysis

## Proof:

For every node maintain a list of admissible edges starting at that node. Further maintain a list of active nodes.

A push along an edge  $(u, v)$  can be performed in constant time

- ▶ check whether edge  $(v, u)$  needs to be added to  $G_f$
- ▶ check whether  $(u, v)$  needs to be deleted (saturating push)
- ▶ check whether  $u$  becomes inactive and has to be deleted from the set of active nodes

A relabel at a node  $u$  can be performed in time  $\mathcal{O}(n)$

- ▶ check for all outgoing edges if they become admissible

# Analysis

## Proof:

For every node maintain a list of admissible edges starting at that node. Further maintain a list of active nodes.

A push along an edge  $(u, v)$  can be performed in constant time

- ▶ check whether edge  $(v, u)$  needs to be added to  $G_f$
- ▶ check whether  $(u, v)$  needs to be deleted (saturating push)
- ▶ check whether  $u$  becomes inactive and has to be deleted from the set of active nodes

A relabel at a node  $u$  can be performed in time  $\mathcal{O}(n)$

- ▶ check for all outgoing edges if they become admissible
- ▶ check for all incoming edges if they become non-admissible

## Analysis

For special variants of push relabel algorithms we organize the neighbours of a node into a linked list (possible neighbours in the residual graph  $G_f$ ). Then we use the discharge-operation:

### Algorithm 2 discharge( $u$ )

```
1: while  $u$  is active do  
2:    $v \leftarrow u.current\text{-neighbour}$   
3:   if  $v = \text{null}$  then  
4:     relabel( $u$ )  
5:      $u.current\text{-neighbour} \leftarrow u.neighbour\text{-list-head}$   
6:   else  
7:     if  $(u, v)$  admissible then push( $u, v$ )  
8:     else  $u.current\text{-neighbour} \leftarrow v.next\text{-in-list}$ 
```

Note that  $u.current\text{-neighbour}$  is a global variable. It is only changed within the discharge routine, but keeps its value between consecutive calls to discharge.

## Lemma 36

If  $v = \text{null}$  in Line 3, then there is no outgoing admissible edge from  $u$ .

### Proof.

- ▶ While pushing from  $u$  the current-neighbour pointer is only advanced if the current edge is not admissible.
- ▶ The only thing that could make the edge admissible again would be a relabel at  $u$ .
- ▶ If we reach the end of the list ( $v = \text{null}$ ) all edges are not admissible. □

This shows that  $\text{discharge}(u)$  is correct, and that we can perform a relabel in Line 4.

In order for  $e$  to become admissible the other end-point say  $v$  has to push flow to  $u$  (so that the edge  $(u, v)$  re-appears in the residual graph). For this the label of  $v$  needs to be larger than the label of  $u$ . Then in order to make  $(u, v)$  admissible the label of  $u$  has to increase.

## 13.2 Relabel to Front

### Algorithm 1 relabel-to-front( $G, s, t$ )

```
1: initialize preflow
2: initialize node list  $L$  containing  $V \setminus \{s, t\}$  in any order
3: foreach  $u \in V \setminus \{s, t\}$  do
4:    $u.current\text{-neighbour} \leftarrow u.neighbour\text{-list}\text{-head}$ 
5:  $u \leftarrow L.head$ 
6: while  $u \neq \text{null}$  do
7:    $old\text{-height} \leftarrow \ell(u)$ 
8:   discharge( $u$ )
9:   if  $\ell(u) > old\text{-height}$  then // relabel happened
10:    move  $u$  to the front of  $L$ 
11:    $u \leftarrow u.next$ 
```

## 13.2 Relabel to Front

### Lemma 37 (Invariant)

*In Line 6 of the relabel-to-front algorithm the following invariant holds.*

- 1. The sequence  $L$  is topologically sorted w.r.t. the set of admissible edges; this means for an admissible edge  $(x, y)$  the node  $x$  appears before  $y$  in sequence  $L$ .*
- 2. No node before  $u$  in the list  $L$  is active.*

## Proof:

### ▶ Initialization:

1. In the beginning  $s$  has label  $n \geq 2$ , and all other nodes have label 0. Hence, no edge is admissible, which means that any ordering  $L$  is permitted.
2. We start with  $u$  being the head of the list; hence no node before  $u$  can be active

### ▶ Maintenance:

1.
  - ▶ Pushes do not create any new admissible edges. Therefore, if `discharge()` does not relabel  $u$ ,  $L$  is still topologically sorted.
  - ▶ After relabeling,  $u$  cannot have admissible incoming edges as such an edge  $(x, u)$  would have had a difference  $\ell(x) - \ell(u) \geq 2$  before the re-labeling (such edges do not exist in the residual graph).  
Hence, moving  $u$  to the front does not violate the sorting property for any edge; however it fixes this property for all admissible edges leaving  $u$  that were generated by the relabeling.

## 13.2 Relabel to Front

### Proof:

► Maintenance:

2. If we do a relabel there is nothing to prove because the only node before  $u'$  ( $u$  in the next iteration) will be the current  $u$ ; the discharge( $u$ ) operation only terminates when  $u$  is not active anymore.

For the case that we do not relabel, observe that the only way a predecessor could be active is that we push flow to it via an admissible arc. However, all admissible arc point to successors of  $u$ .

Note that the invariant means that for  $u = \text{null}$  we have a preflow with a valid labelling that does not have active nodes. This means we have a maximum flow.



## 13.2 Relabel to Front

### Lemma 38

*There are at most  $\mathcal{O}(n^3)$  calls to  $\text{discharge}(u)$ .*

Every discharge operation without a relabel advances  $u$  (the current node within list  $L$ ). Hence, if we have  $n$  discharge operations without a relabel we have  $u = \text{null}$  and the algorithm terminates.

Therefore, the number of calls to discharge is at most  $n(\#\text{relabels} + 1) = \mathcal{O}(n^3)$ .

## 13.2 Relabel to Front

### Lemma 39

*The cost for all relabel-operations is only  $\mathcal{O}(n^2)$ .*

A relabel-operation at a node is constant time (increasing the label and resetting  *$u$ .current-neighbour*). In total we have  $\mathcal{O}(n^2)$  relabel-operations.

## 13.2 Relabel to Front

Recall that a saturating push operation ( $\min\{c_f(e), f(u)\} = c_f(e)$ ) can also be a deactivating push operation ( $\min\{c_f(e), f(u)\} = f(u)$ ).

### Lemma 40

*The cost for all saturating push-operations that are **not** deactivating is only  $\mathcal{O}(mn)$ .*

Note that such a push-operation leaves the node  $u$  active but makes the edge  $e$  disappear from the residual graph. Therefore the push-operation is immediately followed by an increase of the pointer  $u.current-neighbour$ .

This pointer can traverse the neighbour-list at most  $\mathcal{O}(n)$  times (upper bound on number of relabels) and the neighbour-list has only  $degree(u) + 1$  many entries (+1 for null-entry).

## 13.2 Relabel to Front

### Lemma 41

*The cost for all deactivating push-operations is only  $\mathcal{O}(n^3)$ .*

A deactivating push-operation takes constant time and ends the current call to `discharge()`. Hence, there are only  $\mathcal{O}(n^3)$  such operations.

### Theorem 42

*The push-relabel algorithm with the rule relabel-to-front takes time  $\mathcal{O}(n^3)$ .*

## 13.3 Highest Label

### Algorithm 1 highest-label( $G, s, t$ )

- 1: initialize preflow
- 2: **foreach**  $u \in V \setminus \{s, t\}$  **do**
- 3:      $u.current-neighbour \leftarrow u.neighbour-list-head$
- 4: **while**  $\exists$  active node  $u$  **do**
- 5:     select active node  $u$  with highest label
- 6:     discharge( $u$ )

## 13.3 Highest Label

### Lemma 43

*When using highest label the number of deactivating pushes is only  $\mathcal{O}(n^3)$ .*

A push from a node on level  $\ell$  can only “activate” nodes on levels strictly less than  $\ell$ .

This means, after a deactivating push from  $u$  a relabel is required to make  $u$  active again.

Hence, after  $n$  deactivating pushes without an intermediate relabel there are no active nodes left.

Therefore, the number of deactivating pushes is at most  $n(\#relabels + 1) = \mathcal{O}(n^3)$ .

## 13.3 Highest Label

Since a discharge-operation is terminated by a deactivating push this gives an upper bound of  $\mathcal{O}(n^3)$  on the number of discharge-operations.

The cost for relabels and saturating pushes can be estimated in exactly the same way as in the case of the generic push-relabel algorithm.

### Question:

How do we find the next node for a discharge operation?

## 13.3 Highest Label

Maintain lists  $L_i$ ,  $i \in \{0, \dots, 2n\}$ , where list  $L_i$  contains active nodes with label  $i$  (maintaining these lists induces only constant additional cost for every push-operation and for every relabel-operation).

After a discharge operation terminated for a node  $u$  with label  $k$ , traverse the lists  $L_k, L_{k-1}, \dots, L_0$ , (in that order) until you find a non-empty list.

Unless the last (deactivating) push was to  $s$  or  $t$  the list  $k-1$  must be non-empty (i.e., the search takes constant time).



## 13.3 Highest Label

Hence, the total time required for searching for active nodes is at most

$$\mathcal{O}(n^3) + n(\#deactivating-pushes-to-s-or-t)$$

### Lemma 44

*The number of deactivating pushes to  $s$  or  $t$  is at most  $\mathcal{O}(n^2)$ .*

With this lemma we get

### Theorem 45

*The push-relabel algorithm with the rule highest-label takes time  $\mathcal{O}(n^3)$ .*

## 13.3 Highest Label

### Proof of the Lemma.

- ▶ We only show that the number of pushes to the source is at most  $\mathcal{O}(n^2)$ . A similar argument holds for the target.
- ▶ After a node  $v$  (which must have  $\ell(v) = n + 1$ ) made a deactivating push to the source there needs to be another node whose label is increased from  $\leq n + 1$  to  $n + 2$  before  $v$  can become active again.
- ▶ This happens for every push that  $v$  makes to the source. Since, every node can pass the threshold  $n + 2$  at most once,  $v$  can make at most  $n$  pushes to the source.
- ▶ As this holds for every node the total number of pushes to the source is at most  $\mathcal{O}(n^2)$ .

## Problem Definition:

$$\begin{aligned} \min \quad & \sum_e c(e)f(e) \\ \text{s.t.} \quad & \forall e \in E: 0 \leq f(e) \leq u(e) \\ & \forall v \in V: f(v) = b(v) \end{aligned}$$

## Problem Definition:

$$\begin{aligned} \min \quad & \sum_e c(e)f(e) \\ \text{s.t.} \quad & \forall e \in E: 0 \leq f(e) \leq u(e) \\ & \forall v \in V: f(v) = b(v) \end{aligned}$$

- ▶  $G = (V, E)$  is a **directed graph**.

## Problem Definition:

$$\begin{aligned} \min \quad & \sum_e c(e)f(e) \\ \text{s.t.} \quad & \forall e \in E: 0 \leq f(e) \leq u(e) \\ & \forall v \in V: f(v) = b(v) \end{aligned}$$

- ▶  $G = (V, E)$  is a **directed graph**.
- ▶  $u : E \rightarrow \mathbb{R}_0^+ \cup \{\infty\}$  is the **capacity function**.

## Problem Definition:

$$\begin{aligned} \min \quad & \sum_e c(e)f(e) \\ \text{s.t.} \quad & \forall e \in E: 0 \leq f(e) \leq u(e) \\ & \forall v \in V: f(v) = b(v) \end{aligned}$$

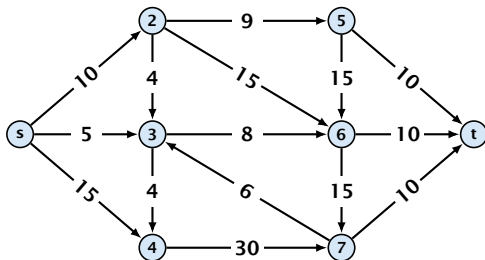
- ▶  $G = (V, E)$  is a **directed graph**.
- ▶  $u : E \rightarrow \mathbb{R}_0^+ \cup \{\infty\}$  is the **capacity function**.
- ▶  $c : E \rightarrow \mathbb{R}$  is the **cost function**  
(note that  $c(e)$  may be negative).

## Problem Definition:

$$\begin{aligned} \min \quad & \sum_e c(e)f(e) \\ \text{s.t.} \quad & \forall e \in E: 0 \leq f(e) \leq u(e) \\ & \forall v \in V: f(v) = b(v) \end{aligned}$$

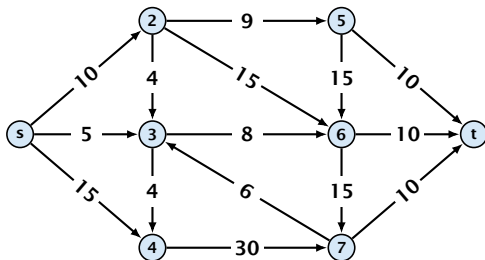
- ▶  $G = (V, E)$  is a **directed graph**.
- ▶  $u : E \rightarrow \mathbb{R}_0^+ \cup \{\infty\}$  is the **capacity function**.
- ▶  $c : E \rightarrow \mathbb{R}$  is the **cost function**  
(note that  $c(e)$  may be negative).
- ▶  $b : V \rightarrow \mathbb{R}, \sum_{v \in V} b(v) = 0$  is a **demand function**.

# Solve Maxflow Using Mincost Flow



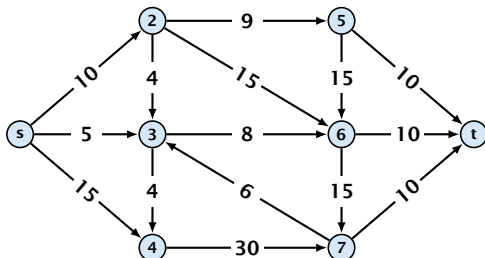


# Solve Maxflow Using Mincost Flow



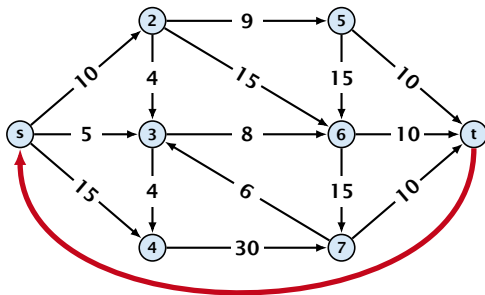
- ▶ Given a flow network for a standard maxflow problem.

# Solve Maxflow Using Mincost Flow



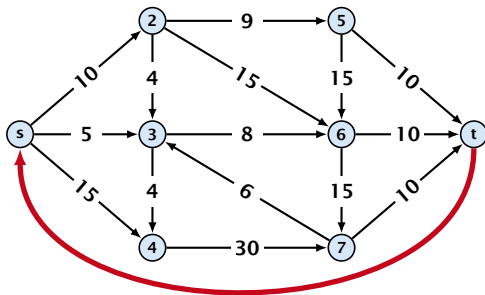
- ▶ Given a flow network for a standard maxflow problem.
- ▶ Set  $b(v) = 0$  for every node. Keep the capacity function  $u$  for all edges. Set the cost  $c(e)$  for every edge to 0.

# Solve Maxflow Using Mincost Flow



- ▶ Given a flow network for a standard maxflow problem.
- ▶ Set  $b(v) = 0$  for every node. Keep the capacity function  $u$  for all edges. Set the cost  $c(e)$  for every edge to 0.
- ▶ Add an edge from  $t$  to  $s$  with infinite capacity and cost  $-1$ .

# Solve Maxflow Using Mincost Flow



- ▶ Given a flow network for a standard maxflow problem.
- ▶ Set  $b(v) = 0$  for every node. Keep the capacity function  $u$  for all edges. Set the cost  $c(e)$  for every edge to 0.
- ▶ Add an edge from  $t$  to  $s$  with infinite capacity and cost  $-1$ .
- ▶ Then,  $\text{val}(f^*) = -\text{cost}(f_{\min})$ , where  $f^*$  is a maxflow, and  $f_{\min}$  is a mincost-flow.

# Solve Maxflow Using Mincost Flow

## Solve decision version of maxflow:

- ▶ Given a flow network for a standard maxflow problem, and a value  $k$ .

# Solve Maxflow Using Mincost Flow

## Solve decision version of maxflow:

- ▶ Given a flow network for a standard maxflow problem, and a value  $k$ .
- ▶ Set  $b(v) = 0$  for every node apart from  $s$  or  $t$ . Set  $b(s) = -k$  and  $b(t) = k$ .

# Solve Maxflow Using Mincost Flow

## Solve decision version of maxflow:

- ▶ Given a flow network for a standard maxflow problem, and a value  $k$ .
- ▶ Set  $b(v) = 0$  for every node apart from  $s$  or  $t$ . Set  $b(s) = -k$  and  $b(t) = k$ .
- ▶ Set edge-costs to zero, and keep the capacities.

# Solve Maxflow Using Mincost Flow

## Solve decision version of maxflow:

- ▶ Given a flow network for a standard maxflow problem, and a value  $k$ .
- ▶ Set  $b(v) = 0$  for every node apart from  $s$  or  $t$ . Set  $b(s) = -k$  and  $b(t) = k$ .
- ▶ Set edge-costs to zero, and keep the capacities.
- ▶ There exists a maxflow of value at least  $k$  if and only if the mincost-flow problem is feasible.



# Generalization

Our model:

$$\begin{aligned} \min \quad & \sum_e c(e) f(e) \\ \text{s.t.} \quad & \forall e \in E: 0 \leq f(e) \leq u(e) \\ & \forall v \in V: f(v) = b(v) \end{aligned}$$

where  $b: V \rightarrow \mathbb{R}$ ,  $\sum_v b(v) = 0$ ;  $u: E \rightarrow \mathbb{R}_0^+ \cup \{\infty\}$ ;  $c: E \rightarrow \mathbb{R}$ ;

# Generalization

## Our model:

$$\begin{aligned} \min \quad & \sum_e c(e)f(e) \\ \text{s.t.} \quad & \forall e \in E: 0 \leq f(e) \leq u(e) \\ & \forall v \in V: f(v) = b(v) \end{aligned}$$

where  $b: V \rightarrow \mathbb{R}$ ,  $\sum_v b(v) = 0$ ;  $u: E \rightarrow \mathbb{R}_0^+ \cup \{\infty\}$ ;  $c: E \rightarrow \mathbb{R}$ ;

## A more general model?

$$\begin{aligned} \min \quad & \sum_e c(e)f(e) \\ \text{s.t.} \quad & \forall e \in E: \ell(e) \leq f(e) \leq u(e) \\ & \forall v \in V: a(v) \leq f(v) \leq b(v) \end{aligned}$$

where  $a: V \rightarrow \mathbb{R}$ ,  $b: V \rightarrow \mathbb{R}$ ;  $\ell: E \rightarrow \mathbb{R} \cup \{-\infty\}$ ,  $u: E \rightarrow \mathbb{R} \cup \{\infty\}$   
 $c: E \rightarrow \mathbb{R}$ ;

## Differences

- ▶ Flow along an edge  $e$  may have non-zero lower bound  $\ell(e)$ .
- ▶ Flow along  $e$  may have negative upper bound  $u(e)$ .
- ▶ The demand at a node  $v$  may have lower bound  $a(v)$  and upper bound  $b(v)$  instead of just lower bound = upper bound =  $b(v)$ .

## Reduction I

$$\begin{aligned} \min \quad & \sum_e c(e) f(e) \\ \text{s.t.} \quad & \forall e \in E: \ell(e) \leq f(e) \leq u(e) \\ & \forall v \in V: a(v) \leq f(v) \leq b(v) \end{aligned}$$

## Reduction I

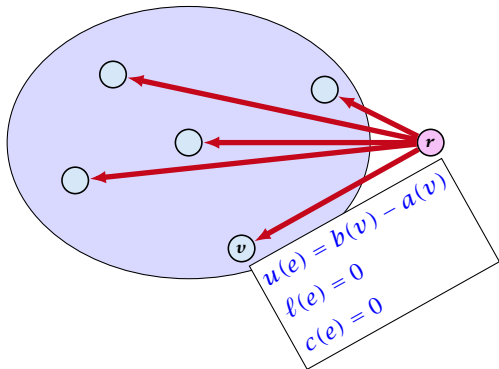
$$\begin{aligned} \min \quad & \sum_e c(e)f(e) \\ \text{s.t.} \quad & \forall e \in E: \ell(e) \leq f(e) \leq u(e) \\ & \forall v \in V: a(v) \leq f(v) \leq b(v) \end{aligned}$$

We can assume that  $a(v) = b(v)$ :

## Reduction I

$$\begin{aligned} \min \quad & \sum_e c(e) f(e) \\ \text{s.t.} \quad & \forall e \in E: \ell(e) \leq f(e) \leq u(e) \\ & \forall v \in V: a(v) \leq f(v) \leq b(v) \end{aligned}$$

We can assume that  $a(v) = b(v)$ :

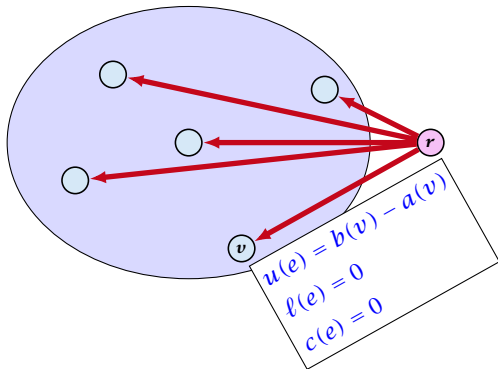


## Reduction I

$$\begin{aligned} \min \quad & \sum_e c(e)f(e) \\ \text{s.t.} \quad & \forall e \in E: \ell(e) \leq f(e) \leq u(e) \\ & \forall v \in V: a(v) \leq f(v) \leq b(v) \end{aligned}$$

We can assume that  $a(v) = b(v)$ :

Add new node  $r$ .



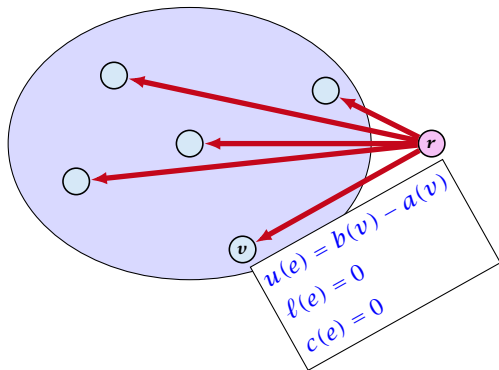
## Reduction I

$$\begin{aligned} \min \quad & \sum_e c(e)f(e) \\ \text{s.t.} \quad & \forall e \in E: \ell(e) \leq f(e) \leq u(e) \\ & \forall v \in V: a(v) \leq f(v) \leq b(v) \end{aligned}$$

We can assume that  $a(v) = b(v)$ :

Add new node  $r$ .

Add edge  $(r, v)$  for all  $v \in V$ .





# Reduction I

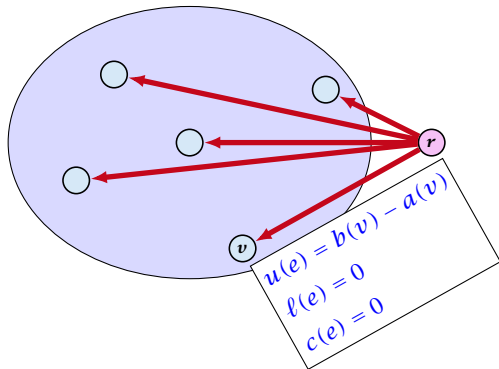
$$\begin{aligned} \min \quad & \sum_e c(e)f(e) \\ \text{s.t.} \quad & \forall e \in E: \ell(e) \leq f(e) \leq u(e) \\ & \forall v \in V: a(v) \leq f(v) \leq b(v) \end{aligned}$$

We can assume that  $a(v) = b(v)$ :

Add new node  $r$ .

Add edge  $(r, v)$  for all  $v \in V$ .

Set  $\ell(e) = c(e) = 0$  for these edges.



## Reduction I

$$\begin{aligned} \min \quad & \sum_e c(e)f(e) \\ \text{s.t.} \quad & \forall e \in E: \ell(e) \leq f(e) \leq u(e) \\ & \forall v \in V: a(v) \leq f(v) \leq b(v) \end{aligned}$$

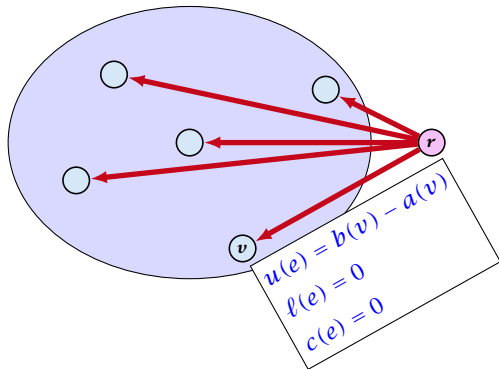
We can assume that  $a(v) = b(v)$ :

Add new node  $r$ .

Add edge  $(r, v)$  for all  $v \in V$ .

Set  $\ell(e) = c(e) = 0$  for these edges.

Set  $u(e) = b(v) - a(v)$  for edge  $(r, v)$ .



## Reduction I

$$\begin{aligned} \min \quad & \sum_e c(e)f(e) \\ \text{s.t.} \quad & \forall e \in E: \ell(e) \leq f(e) \leq u(e) \\ & \forall v \in V: a(v) \leq f(v) \leq b(v) \end{aligned}$$

We can assume that  $a(v) = b(v)$ :

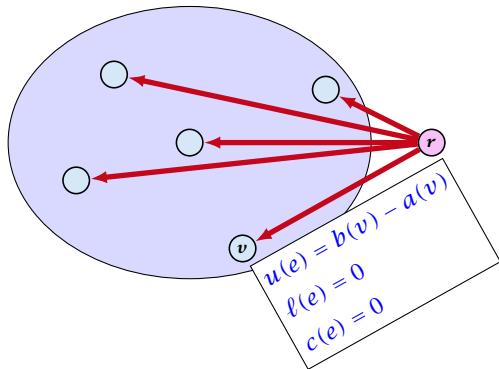
Add new node  $r$ .

Add edge  $(r, v)$  for all  $v \in V$ .

Set  $\ell(e) = c(e) = 0$  for these edges.

Set  $u(e) = b(v) - a(v)$  for edge  $(r, v)$ .

Set  $a(v) = b(v)$  for all  $v \in V$ .



## Reduction I

$$\begin{aligned} \min \quad & \sum_e c(e)f(e) \\ \text{s.t.} \quad & \forall e \in E: \ell(e) \leq f(e) \leq u(e) \\ & \forall v \in V: a(v) \leq f(v) \leq b(v) \end{aligned}$$

We can assume that  $a(v) = b(v)$ :

Add new node  $r$ .

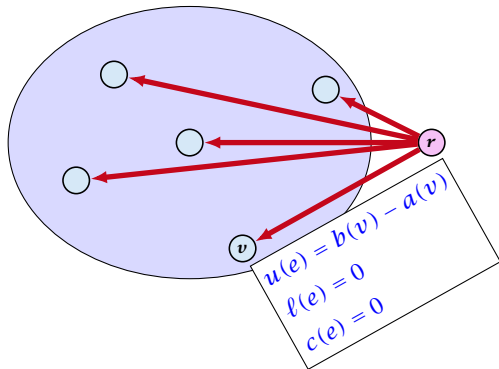
Add edge  $(r, v)$  for all  $v \in V$ .

Set  $\ell(e) = c(e) = 0$  for these edges.

Set  $u(e) = b(v) - a(v)$  for edge  $(r, v)$ .

Set  $a(v) = b(v)$  for all  $v \in V$ .

Set  $b(r) = -\sum_{v \in V} b(v)$ .



## Reduction I

$$\begin{aligned} \min \quad & \sum_e c(e)f(e) \\ \text{s.t.} \quad & \forall e \in E: \ell(e) \leq f(e) \leq u(e) \\ & \forall v \in V: a(v) \leq f(v) \leq b(v) \end{aligned}$$

We can assume that  $a(v) = b(v)$ :

Add new node  $r$ .

Add edge  $(r, v)$  for all  $v \in V$ .

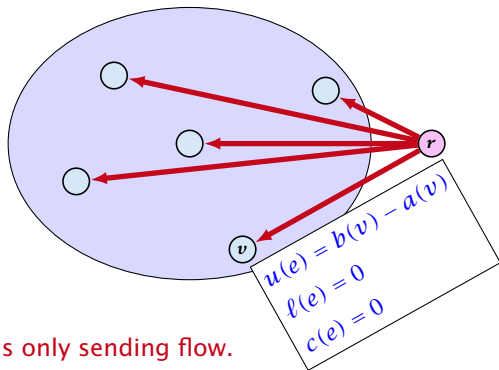
Set  $\ell(e) = c(e) = 0$  for these edges.

Set  $u(e) = b(v) - a(v)$  for edge  $(r, v)$ .

Set  $a(v) = b(v)$  for all  $v \in V$ .

Set  $b(r) = -\sum_{v \in V} b(v)$ .

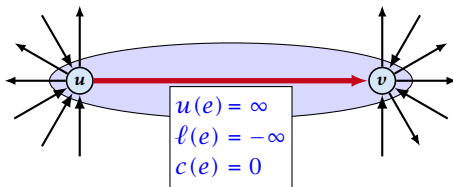
$-\sum_v b(v)$  is negative; hence  $r$  is only sending flow.



# Reduction II

$$\begin{aligned} \min \quad & \sum_e c(e)f(e) \\ \text{s.t.} \quad & \forall e \in E: \ell(e) \leq f(e) \leq u(e) \\ & \forall v \in V: f(v) = b(v) \end{aligned}$$

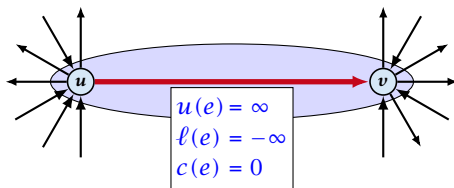
We can assume that either  $\ell(e) \neq -\infty$  or  $u(e) \neq \infty$ :



## Reduction II

$$\begin{aligned} \min \quad & \sum_e c(e)f(e) \\ \text{s.t.} \quad & \forall e \in E: \ell(e) \leq f(e) \leq u(e) \\ & \forall v \in V: f(v) = b(v) \end{aligned}$$

We can assume that either  $\ell(e) \neq -\infty$  or  $u(e) \neq \infty$ :

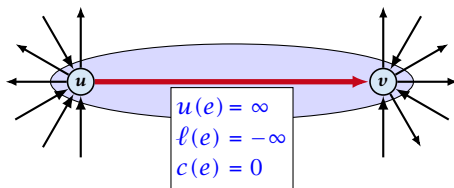


If  $c(e) = 0$  we can contract the edge/identify nodes  $u$  and  $v$ .

## Reduction II

$$\begin{aligned} \min \quad & \sum_e c(e)f(e) \\ \text{s.t.} \quad & \forall e \in E: \ell(e) \leq f(e) \leq u(e) \\ & \forall v \in V: f(v) = b(v) \end{aligned}$$

We can assume that either  $\ell(e) \neq -\infty$  or  $u(e) \neq \infty$ :



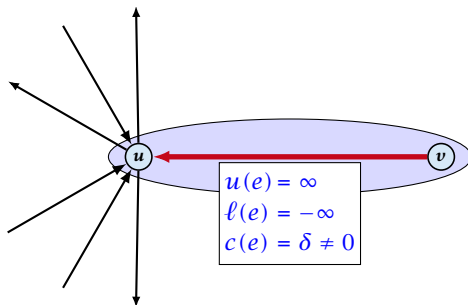
If  $c(e) = 0$  we can contract the edge/identify nodes  $u$  and  $v$ .

If  $c(e) \neq 0$  we can transform the graph so that  $c(e) = 0$ .



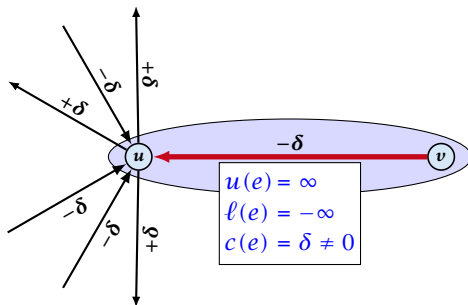
## Reduction II

We can transform any network so that a particular edge has cost  $c(e) = 0$ :



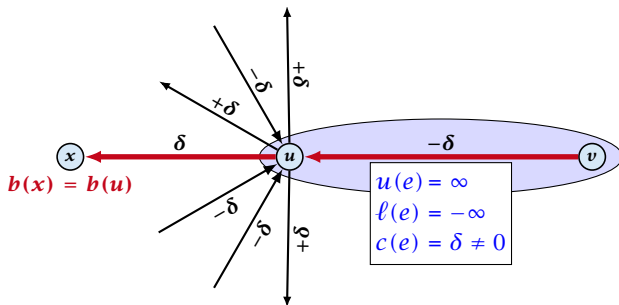
## Reduction II

We can transform any network so that a particular edge has cost  $c(e) = 0$ :



## Reduction II

We can transform any network so that a particular edge has cost  $c(e) = 0$ :

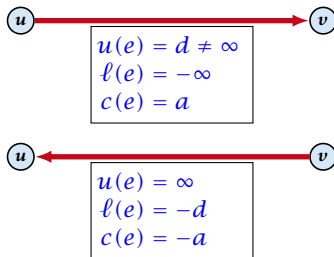


Additionally we set  $b(u) = 0$ .

## Reduction III

$$\begin{aligned} \min \quad & \sum_e c(e)f(e) \\ \text{s.t.} \quad & \forall e \in E: \ell(e) \leq f(e) \leq u(e) \\ & \forall v \in V: f(v) = b(v) \end{aligned}$$

We can assume that  $\ell(e) \neq -\infty$ :

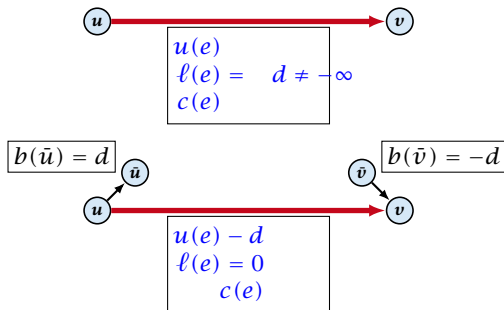


Replace the edge by an edge in opposite direction.

## Reduction IV

$$\begin{aligned} \min \quad & \sum_e c(e)f(e) \\ \text{s.t.} \quad & \forall e \in E: \ell(e) \leq f(e) \leq u(e) \\ & \forall v \in V: f(v) = b(v) \end{aligned}$$

We can assume that  $\ell(e) = 0$ :



The added edges have infinite capacity and cost  $c(e)/2$ .

## Caterer Problem

- ▶ She needs to supply  $r_i$  napkins on  $N$  successive days.

# Applications

## Caterer Problem

- ▶ She needs to supply  $r_i$  napkins on  $N$  successive days.
- ▶ She can buy new napkins at  $p$  cents each.

## Caterer Problem

- ▶ She needs to supply  $r_i$  napkins on  $N$  successive days.
- ▶ She can buy new napkins at  $p$  cents each.
- ▶ She can launder them at a fast laundry that takes  $m$  days and cost  $f$  cents a napkin.



## Caterer Problem

- ▶ She needs to supply  $r_i$  napkins on  $N$  successive days.
- ▶ She can buy new napkins at  $p$  cents each.
- ▶ She can launder them at a fast laundry that takes  $m$  days and cost  $f$  cents a napkin.
- ▶ She can use a slow laundry that takes  $k > m$  days and costs  $s$  cents each.

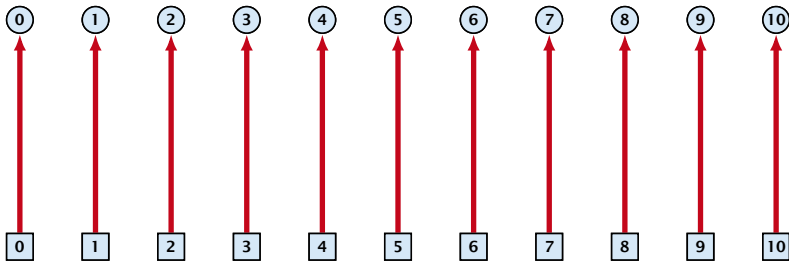
## Caterer Problem

- ▶ She needs to supply  $r_i$  napkins on  $N$  successive days.
- ▶ She can buy new napkins at  $p$  cents each.
- ▶ She can launder them at a fast laundry that takes  $m$  days and cost  $f$  cents a napkin.
- ▶ She can use a slow laundry that takes  $k > m$  days and costs  $s$  cents each.
- ▶ At the end of each day she should determine how many to send to each laundry and how many to buy in order to fulfill demand.

## Caterer Problem

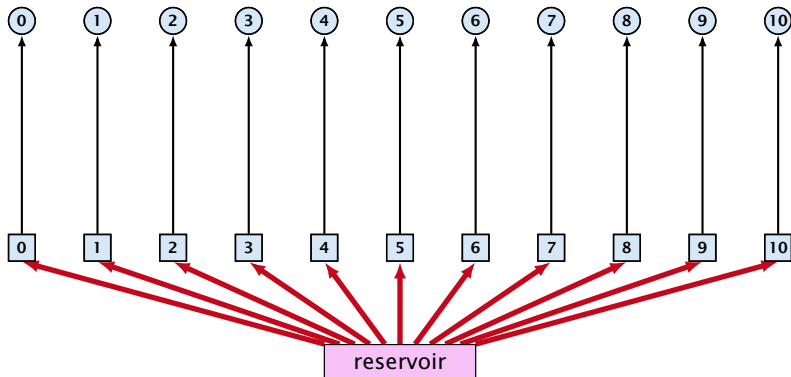
- ▶ She needs to supply  $r_i$  napkins on  $N$  successive days.
- ▶ She can buy new napkins at  $p$  cents each.
- ▶ She can launder them at a fast laundry that takes  $m$  days and cost  $f$  cents a napkin.
- ▶ She can use a slow laundry that takes  $k > m$  days and costs  $s$  cents each.
- ▶ At the end of each day she should determine how many to send to each laundry and how many to buy in order to fulfill demand.
- ▶ Minimize cost.





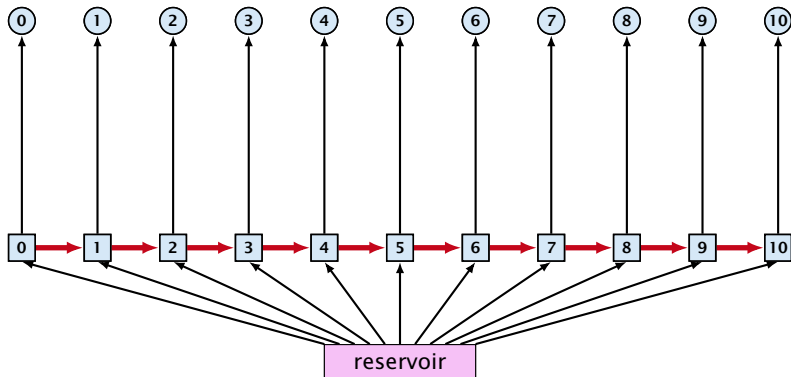
day edges:

upper bound:  $u(e_i) = \infty$ ;  
lower bound:  $\ell(e_i) = r_i$ ;  
cost:  $c(e) = 0$



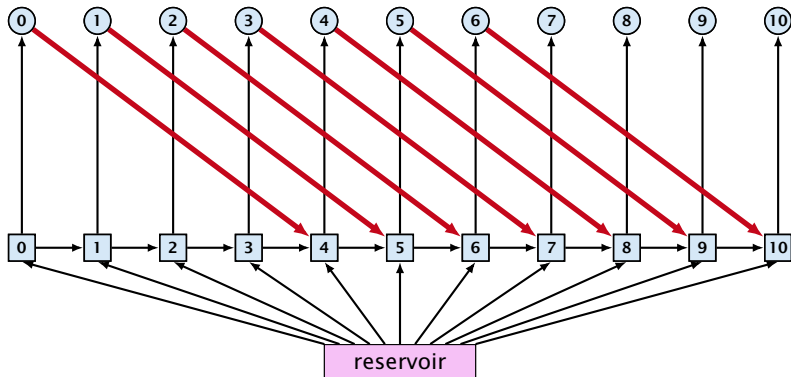
buy edges:

upper bound:  $u(e_i) = \infty$ ;  
lower bound:  $\ell(e_i) = 0$ ;  
cost:  $c(e) = p$



forward edges:

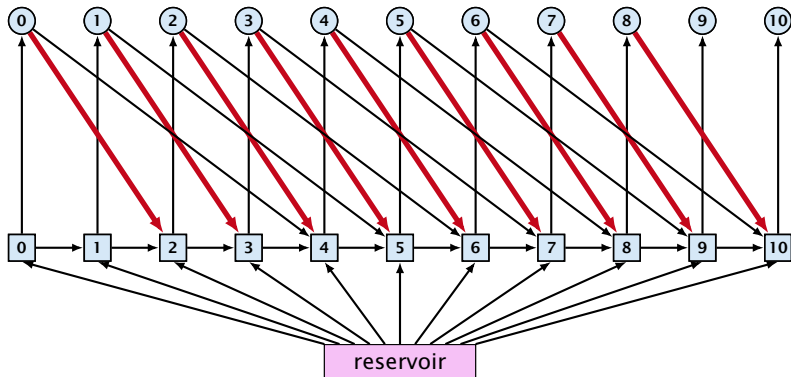
upper bound:  $u(e_i) = \infty$ ;  
lower bound:  $\ell(e_i) = 0$ ;  
cost:  $c(e) = 0$



slow edges:

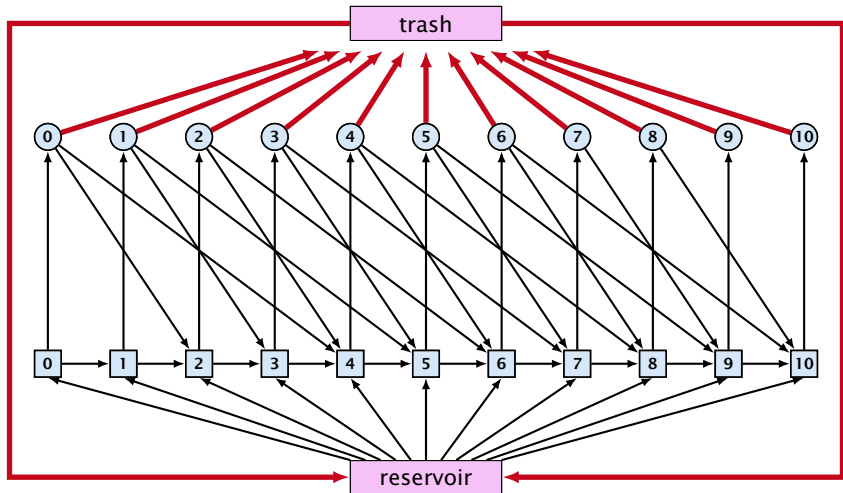
upper bound:  $u(e_i) = \infty$ ;  
 lower bound:  $\ell(e_i) = 0$ ;  
 cost:  $c(e) = s$





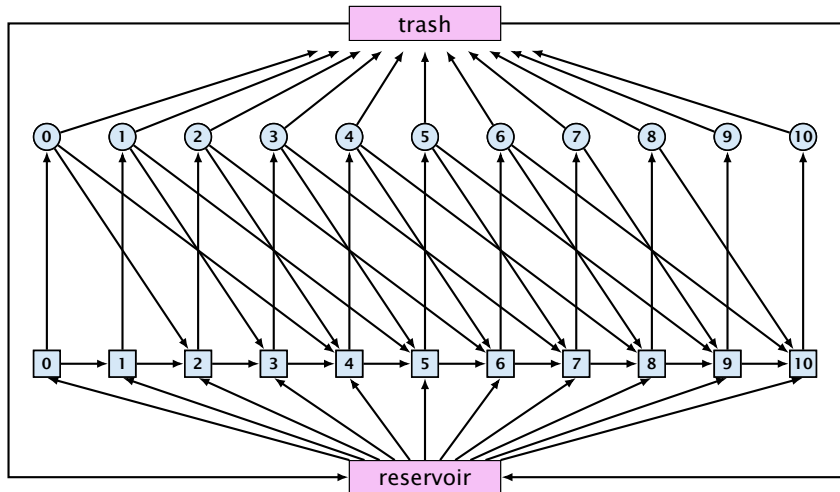
fast edges:

upper bound:  $u(e_i) = \infty$ ;  
 lower bound:  $\ell(e_i) = 0$ ;  
 cost:  $c(e) = f$



trash edges:

upper bound:  $u(e_i) = \infty$ ;  
 lower bound:  $\ell(e_i) = 0$ ;  
 cost:  $c(e) = 0$



# Residual Graph

## Version A:

The residual graph  $G'$  for a mincost flow is just a copy of the graph  $G$ .

If we send  $f(e)$  along an edge, the corresponding edge  $e'$  in the residual graph has its lower and upper bound changed to  $l(e') = l(e) - f(e)$  and  $u(e') = u(e) - f(e)$ .

# Residual Graph

## Version A:

The residual graph  $G'$  for a mincost flow is just a copy of the graph  $G$ .

If we send  $f(e)$  along an edge, the corresponding edge  $e'$  in the residual graph has its lower and upper bound changed to  $l(e') = l(e) - f(e)$  and  $u(e') = u(e) - f(e)$ .

## Version B:

The residual graph for a mincost flow is exactly defined as the residual graph for standard flows, with the only exception that one needs to define a cost for the residual edge.

For a flow of  $z$  from  $u$  to  $v$  the residual edge  $(v, u)$  has capacity  $z$  and a cost of  $-c((u, v))$ .

## 14 Mincost Flow

A **circulation** in a graph  $G = (V, E)$  is a function  $f : E \rightarrow \mathbb{R}^+$  that has an excess flow  $f(v) = 0$  for every node  $v \in V$ .

# 14 Mincost Flow

A **circulation** in a graph  $G = (V, E)$  is a function  $f : E \rightarrow \mathbb{R}^+$  that has an excess flow  $f(v) = 0$  for every node  $v \in V$ .

A circulation is **feasible** if it fulfills capacity constraints, i.e.,  $f(e) \leq u(e)$  for every edge of  $G$ .

## Lemma 46

*A given flow is a mincost-flow if and only if the corresponding residual graph  $G_f$  does not have a feasible circulation of negative cost.*



## Lemma 46

*A given flow is a mincost-flow if and only if the corresponding residual graph  $G_f$  does not have a feasible circulation of negative cost.*

- ⇒ Suppose that  $g$  is a feasible circulation of negative cost in the residual graph.

## Lemma 46

*A given flow is a mincost-flow if and only if the corresponding residual graph  $G_f$  does not have a feasible circulation of negative cost.*

⇒ Suppose that  $g$  is a feasible circulation of negative cost in the residual graph.

Then  $f + g$  is a feasible flow with cost  $\text{cost}(f) + \text{cost}(g) < \text{cost}(f)$ . Hence,  $f$  is not minimum cost.

## Lemma 46

*A given flow is a mincost-flow if and only if the corresponding residual graph  $G_f$  does not have a feasible circulation of negative cost.*

⇒ Suppose that  $g$  is a feasible circulation of negative cost in the residual graph.

Then  $f + g$  is a feasible flow with cost  $\text{cost}(f) + \text{cost}(g) < \text{cost}(f)$ . Hence,  $f$  is not minimum cost.

⇐ Let  $f$  be a non-mincost flow, and let  $f^*$  be a min-cost flow. We need to show that the residual graph has a feasible circulation with negative cost.

## Lemma 46

*A given flow is a mincost-flow if and only if the corresponding residual graph  $G_f$  does not have a feasible circulation of negative cost.*

⇒ Suppose that  $g$  is a feasible circulation of negative cost in the residual graph.

Then  $f + g$  is a feasible flow with cost  $\text{cost}(f) + \text{cost}(g) < \text{cost}(f)$ . Hence,  $f$  is not minimum cost.

⇐ Let  $f$  be a non-mincost flow, and let  $f^*$  be a min-cost flow. We need to show that the residual graph has a feasible circulation with negative cost.

Clearly  $f^* - f$  is a circulation of negative cost. One can also easily see that it is feasible for the residual graph. (after sending  $-f$  in the residual graph (pushing all flow back) we arrive at the original graph; for this  $f^*$  is clearly feasible)

## 14 Mincost Flow

### Lemma 47

*A graph (without zero-capacity edges) has a feasible circulation of negative cost if and only if it has a negative cycle w.r.t. edge-weights  $c : E \rightarrow \mathbb{R}$ .*

## 14 Mincost Flow

### Lemma 47

*A graph (without zero-capacity edges) has a feasible circulation of negative cost if and only if it has a negative cycle w.r.t. edge-weights  $c : E \rightarrow \mathbb{R}$ .*

### Proof.

- ▶ Suppose that we have a negative cost circulation.

## 14 Mincost Flow

### Lemma 47

*A graph (without zero-capacity edges) has a feasible circulation of negative cost if and only if it has a negative cycle w.r.t. edge-weights  $c : E \rightarrow \mathbb{R}$ .*

### Proof.

- ▶ Suppose that we have a negative cost circulation.
- ▶ Find directed cycle only using edges that have non-zero flow.

## 14 Mincost Flow

### Lemma 47

*A graph (without zero-capacity edges) has a feasible circulation of negative cost if and only if it has a negative cycle w.r.t. edge-weights  $c : E \rightarrow \mathbb{R}$ .*

### Proof.

- ▶ Suppose that we have a negative cost circulation.
- ▶ Find directed cycle only using edges that have non-zero flow.
- ▶ If this cycle has negative cost you are done.



## 14 Mincost Flow

### Lemma 47

*A graph (without zero-capacity edges) has a feasible circulation of negative cost if and only if it has a negative cycle w.r.t. edge-weights  $c : E \rightarrow \mathbb{R}$ .*

### Proof.

- ▶ Suppose that we have a negative cost circulation.
- ▶ Find directed cycle only using edges that have non-zero flow.
- ▶ If this cycle has negative cost you are done.
- ▶ Otherwise send flow in opposite direction along the cycle until the bottleneck edge(s) does not carry any flow.

# 14 Mincost Flow

## Lemma 47

*A graph (without zero-capacity edges) has a feasible circulation of negative cost if and only if it has a negative cycle w.r.t. edge-weights  $c : E \rightarrow \mathbb{R}$ .*

### Proof.

- ▶ Suppose that we have a negative cost circulation.
- ▶ Find directed cycle only using edges that have non-zero flow.
- ▶ If this cycle has negative cost you are done.
- ▶ Otherwise send flow in opposite direction along the cycle until the bottleneck edge(s) does not carry any flow.
- ▶ You still have a circulation with negative cost.

## 14 Mincost Flow

### Lemma 47

*A graph (without zero-capacity edges) has a feasible circulation of negative cost if and only if it has a negative cycle w.r.t. edge-weights  $c : E \rightarrow \mathbb{R}$ .*

### Proof.

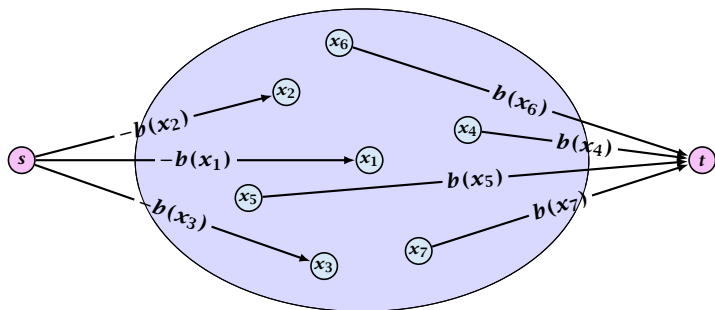
- ▶ Suppose that we have a negative cost circulation.
- ▶ Find directed cycle only using edges that have non-zero flow.
- ▶ If this cycle has negative cost you are done.
- ▶ Otherwise send flow in opposite direction along the cycle until the bottleneck edge(s) does not carry any flow.
- ▶ You still have a circulation with negative cost.
- ▶ Repeat.

## 14 Mincost Flow

### Algorithm 23 CycleCanceling( $G = (V, E), c, u, b$ )

- 1: establish a feasible flow  $f$  in  $G$
- 2: **while**  $G_f$  contains negative cycle **do**
- 3:     use Bellman-Ford to find a negative circuit  $Z$
- 4:      $\delta \leftarrow \min\{u_f(e) \mid e \in Z\}$
- 5:     augment  $\delta$  units along  $Z$  and update  $G_f$

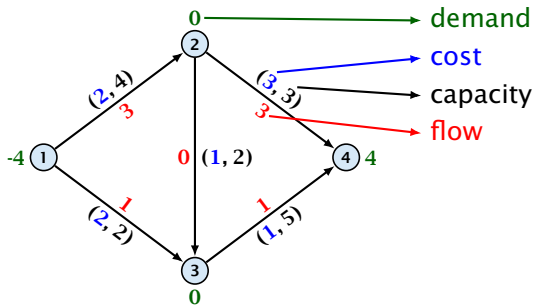
## How do we find the initial feasible flow?



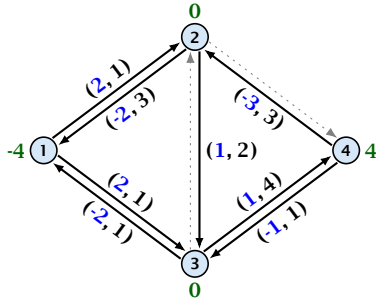
- ▶ Connect new node  $s$  to all nodes with negative  $b(v)$ -value.
- ▶ Connect nodes with positive  $b(v)$ -value to a new node  $t$ .
- ▶ There exist a feasible flow in the original graph iff in the resulting graph there exists an  $s$ - $t$  flow of value

$$\sum_{v:b(v)<0} (-b(v)) = \sum_{v:b(v)>0} b(v) .$$

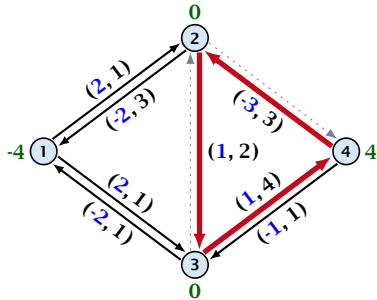
# 14 Mincost Flow



# 14 Mincost Flow

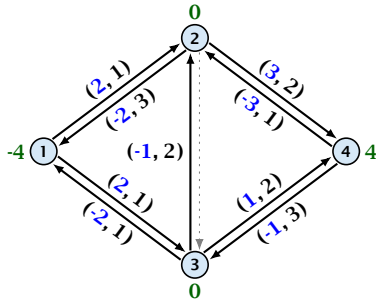


# 14 Mincost Flow

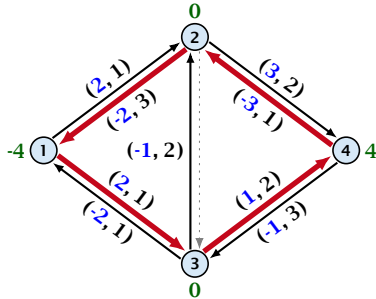




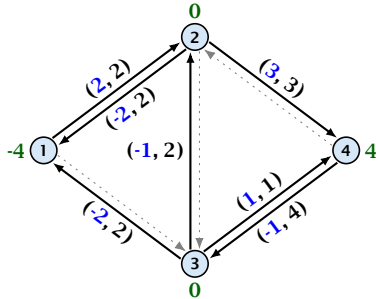
# 14 Mincost Flow



# 14 Mincost Flow



# 14 Mincost Flow



# 14 Mincost Flow

## Lemma 48

The improving cycle algorithm runs in time  $\mathcal{O}(nm^2CU)$ , for integer capacities and costs, when for all edges  $e$ ,  $|c(e)| \leq C$  and  $|u(e)| \leq U$ .

- ▶ Running time of Bellman-Ford is  $\mathcal{O}(mn)$ .
- ▶ Pushing flow along the cycle can be done in time  $\mathcal{O}(n)$ .
- ▶ Each iteration decreases the total cost by at least 1.
- ▶ The true optimum cost must lie in the interval  $[-mCU, \dots, +mCU]$ .

Note that this lemma is weak since it does not allow for edges with infinite capacity.

# 14 Mincost Flow

A **general mincost flow problem** is of the following form:

$$\begin{aligned} \min \quad & \sum_e c(e)f(e) \\ \text{s.t.} \quad & \forall e \in E: \ell(e) \leq f(e) \leq u(e) \\ & \forall v \in V: a(v) \leq f(v) \leq b(v) \end{aligned}$$

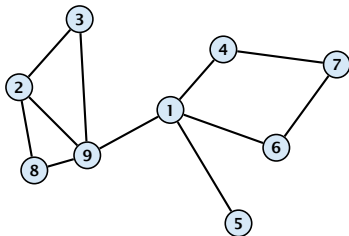
where  $a: V \rightarrow \mathbb{R}$ ,  $b: V \rightarrow \mathbb{R}$ ;  $\ell: E \rightarrow \mathbb{R} \cup \{-\infty\}$ ,  $u: E \rightarrow \mathbb{R} \cup \{\infty\}$   
 $c: E \rightarrow \mathbb{R}$ ;

## Lemma 49 (without proof)

*A general mincost flow problem can be solved in polynomial time.*

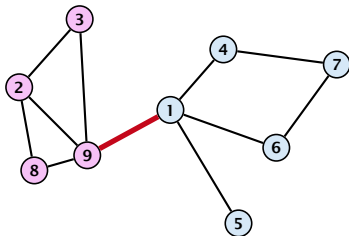
## 15 Global Mincut

Given an **undirected, capacitated graph**  $G = (V, E, c)$  find a partition of  $V$  into two non-empty sets  $S, V \setminus S$  s.t. the capacity of edges between both sets is minimized.



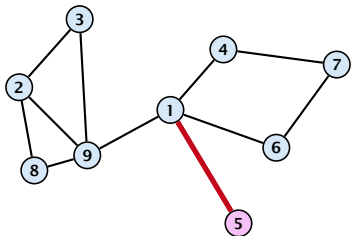
## 15 Global Mincut

Given an **undirected, capacitated graph**  $G = (V, E, c)$  find a partition of  $V$  into two non-empty sets  $S, V \setminus S$  s.t. the capacity of edges between both sets is minimized.



# 15 Global Mincut

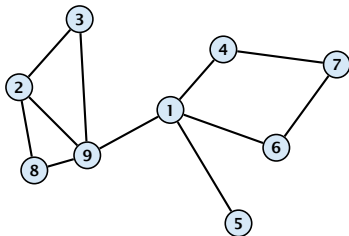
Given an **undirected, capacitated graph**  $G = (V, E, c)$  find a partition of  $V$  into two non-empty sets  $S, V \setminus S$  s.t. the capacity of edges between both sets is minimized.





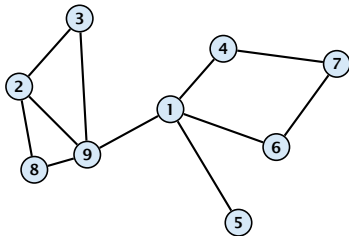
## 15 Global Mincut

Given an **undirected, capacitated graph**  $G = (V, E, c)$  find a partition of  $V$  into two non-empty sets  $S, V \setminus S$  s.t. the capacity of edges between both sets is minimized.



# 15 Global Mincut

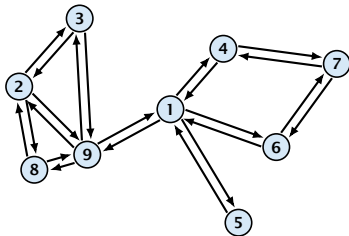
We can solve this problem using standard maxflow/mincut.



## 15 Global Mincut

We can solve this problem using standard maxflow/mincut.

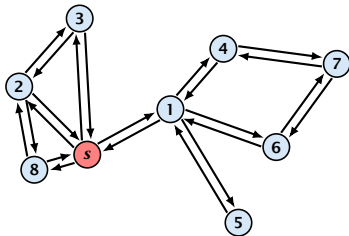
- ▶ Construct a directed graph  $G' = (V, E')$  that has edges  $(u, v)$  and  $(v, u)$  for every edge  $\{u, v\} \in E$ .



## 15 Global Mincut

We can solve this problem using standard maxflow/mincut.

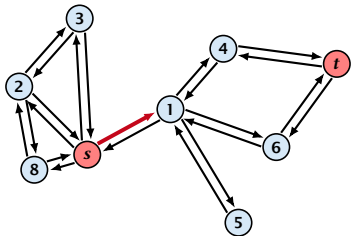
- ▶ Construct a directed graph  $G' = (V, E')$  that has edges  $(u, v)$  and  $(v, u)$  for every edge  $\{u, v\} \in E$ .
- ▶ Fix an arbitrary node  $s \in V$  as source. Compute a minimum  $s$ - $t$  cut for all possible choices  $t \in V, t \neq s$ . (Time:  $\mathcal{O}(n^4)$ )



## 15 Global Mincut

We can solve this problem using standard maxflow/mincut.

- ▶ Construct a directed graph  $G' = (V, E')$  that has edges  $(u, v)$  and  $(v, u)$  for every edge  $\{u, v\} \in E$ .
- ▶ Fix an arbitrary node  $s \in V$  as source. Compute a minimum  $s$ - $t$  cut for all possible choices  $t \in V, t \neq s$ . (Time:  $\mathcal{O}(n^4)$ )
- ▶ Let  $(S, V \setminus S)$  be a minimum global mincut. The above algorithm will output a cut of capacity  $\text{cap}(S, V \setminus S)$  whenever  $|\{s, t\} \cap S| = 1$ .



# Edge Contractions



# Edge Contractions

- ▶ Given a graph  $G = (V, E)$  and an edge  $e = \{u, v\}$ .

# Edge Contractions

- ▶ Given a graph  $G = (V, E)$  and an edge  $e = \{u, v\}$ .
- ▶ The graph  $G/e$  is obtained by “identifying”  $u$  and  $v$  to form a new node.



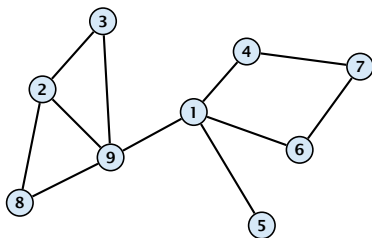
# Edge Contractions

- ▶ Given a graph  $G = (V, E)$  and an edge  $e = \{u, v\}$ .
- ▶ The graph  $G/e$  is obtained by “identifying”  $u$  and  $v$  to form a new node.
- ▶ Resulting parallel edges are replaced by a single edge, whose capacity equals the sum of capacities of the parallel edges.

# Edge Contractions

- ▶ Given a graph  $G = (V, E)$  and an edge  $e = \{u, v\}$ .
- ▶ The graph  $G/e$  is obtained by “identifying”  $u$  and  $v$  to form a new node.
- ▶ Resulting parallel edges are replaced by a single edge, whose capacity equals the sum of capacities of the parallel edges.

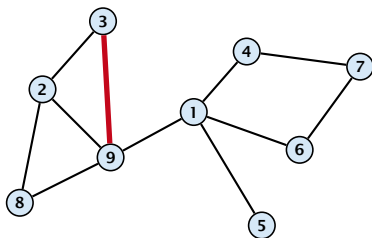
## Example 50



# Edge Contractions

- ▶ Given a graph  $G = (V, E)$  and an edge  $e = \{u, v\}$ .
- ▶ The graph  $G/e$  is obtained by “identifying”  $u$  and  $v$  to form a new node.
- ▶ Resulting parallel edges are replaced by a single edge, whose capacity equals the sum of capacities of the parallel edges.

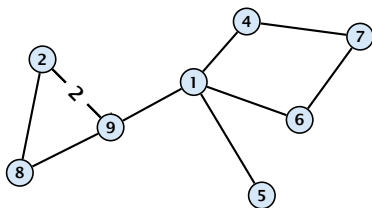
## Example 50



# Edge Contractions

- ▶ Given a graph  $G = (V, E)$  and an edge  $e = \{u, v\}$ .
- ▶ The graph  $G/e$  is obtained by “identifying”  $u$  and  $v$  to form a new node.
- ▶ Resulting parallel edges are replaced by a single edge, whose capacity equals the sum of capacities of the parallel edges.

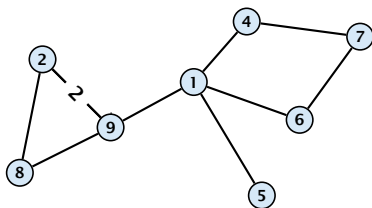
## Example 50



# Edge Contractions

- ▶ Given a graph  $G = (V, E)$  and an edge  $e = \{u, v\}$ .
- ▶ The graph  $G/e$  is obtained by “identifying”  $u$  and  $v$  to form a new node.
- ▶ Resulting parallel edges are replaced by a single edge, whose capacity equals the sum of capacities of the parallel edges.

## Example 50



- ▶ Edge-contractions do not decrease the size of the mincut.

# Edge Contractions

We can perform an edge-contraction in time  $\mathcal{O}(n)$ .

# Randomized Mincut Algorithm

**Algorithm 1** KargerMincut( $G = (V, E, c)$ )

- 1: **for**  $i = 1 \rightarrow n - 2$  **do**
- 2:     choose  $e \in E$  randomly with probability  $c(e)/c(E)$
- 3:      $G \leftarrow G/e$
- 4: **return** only cut in  $G$

# Randomized Mincut Algorithm

**Algorithm 1** KargerMincut( $G = (V, E, c)$ )

- 1: **for**  $i = 1 \rightarrow n - 2$  **do**
- 2:     choose  $e \in E$  randomly with probability  $c(e)/c(E)$
- 3:      $G \leftarrow G/e$
- 4: **return** only cut in  $G$

- ▶ Let  $G_t$  denote the graph after the  $(n - t)$ -th iteration, when  $t$  nodes are left.



# Randomized Mincut Algorithm

**Algorithm 1** KargerMincut( $G = (V, E, c)$ )

```
1: for  $i = 1 \rightarrow n - 2$  do  
2:   choose  $e \in E$  randomly with probability  $c(e)/c(E)$   
3:    $G \leftarrow G/e$   
4: return only cut in  $G$ 
```

- ▶ Let  $G_t$  denote the graph after the  $(n - t)$ -th iteration, when  $t$  nodes are left.
- ▶ Note that the final graph  $G_2$  only contains a single edge.

# Randomized Mincut Algorithm

**Algorithm 1** KargerMincut( $G = (V, E, c)$ )

```
1: for  $i = 1 \rightarrow n - 2$  do
2:     choose  $e \in E$  randomly with probability  $c(e)/c(E)$ 
3:      $G \leftarrow G/e$ 
4: return only cut in  $G$ 
```

- ▶ Let  $G_t$  denote the graph after the  $(n - t)$ -th iteration, when  $t$  nodes are left.
- ▶ Note that the final graph  $G_2$  only contains a single edge.
- ▶ The cut in  $G_2$  corresponds to a cut in the original graph  $G$  with the same capacity.

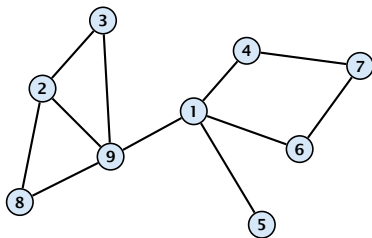
# Randomized Mincut Algorithm

**Algorithm 1** KargerMincut( $G = (V, E, c)$ )

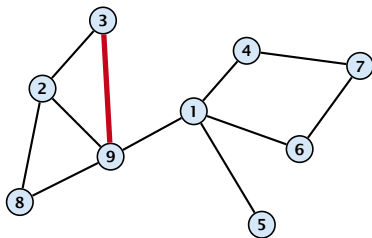
```
1: for  $i = 1 \rightarrow n - 2$  do  
2:   choose  $e \in E$  randomly with probability  $c(e)/c(E)$   
3:    $G \leftarrow G/e$   
4: return only cut in  $G$ 
```

- ▶ Let  $G_t$  denote the graph after the  $(n - t)$ -th iteration, when  $t$  nodes are left.
- ▶ Note that the final graph  $G_2$  only contains a single edge.
- ▶ The cut in  $G_2$  corresponds to a cut in the original graph  $G$  with the same capacity.
- ▶ What is the probability that this algorithm returns a mincut?

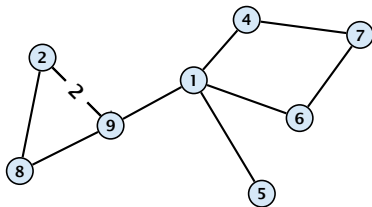
# Example: Randomized Mincut Algorithm



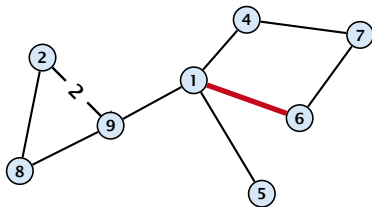
# Example: Randomized Mincut Algorithm



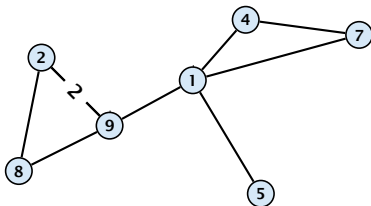
# Example: Randomized Mincut Algorithm



# Example: Randomized Mincut Algorithm

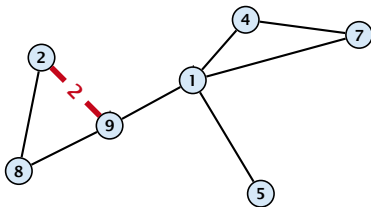


# Example: Randomized Mincut Algorithm

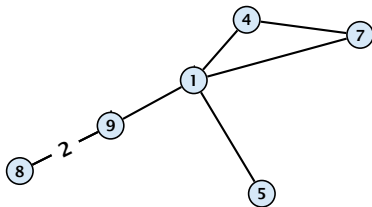




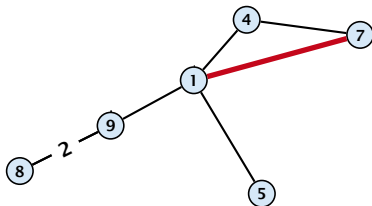
# Example: Randomized Mincut Algorithm



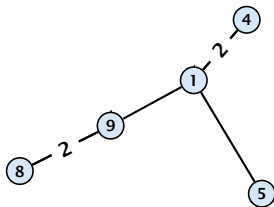
# Example: Randomized Mincut Algorithm



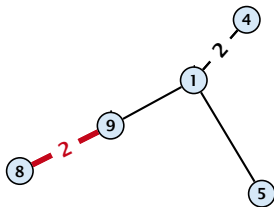
# Example: Randomized Mincut Algorithm



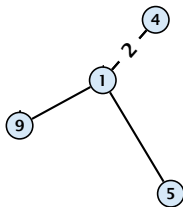
# Example: Randomized Mincut Algorithm



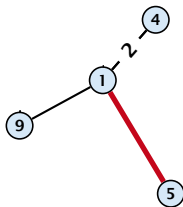
# Example: Randomized Mincut Algorithm



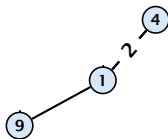
# Example: Randomized Mincut Algorithm



# Example: Randomized Mincut Algorithm

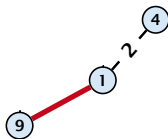


# Example: Randomized Mincut Algorithm





# Example: Randomized Mincut Algorithm



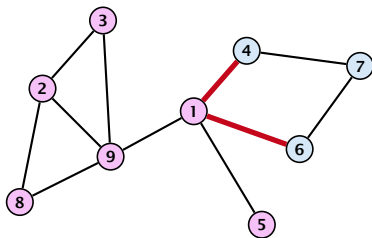
# Example: Randomized Mincut Algorithm



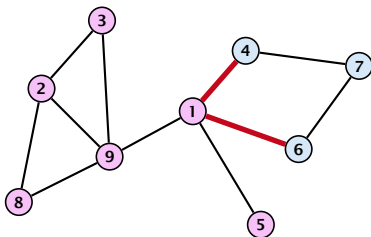
# Example: Randomized Mincut Algorithm



# Example: Randomized Mincut Algorithm



# Example: Randomized Mincut Algorithm



**What is the probability that this algorithm returns a mincut?**

**What is the probability that a given mincut  $A$  is still possible after round  $i$ ?**

- ▶ It is still possible to obtain cut  $A$  in the end if so far **no** edge in  $(A, V \setminus A)$  has been contracted.

## Analysis

What is the probability that we select an edge from  $A$  in iteration  $i$ ?

$n - i + 1$  is the number of nodes in graph  
 $G_{n-i+1} = (V_{n-i+1}, E_{n-i+1})$ , the graph at the start of iteration  $i$ .

# Analysis

What is the probability that we select an edge from  $A$  in iteration  $i$ ?

- ▶ Let  $\min = \text{cap}(A, V \setminus A)$  denote the capacity of a mincut.

$n - i + 1$  is the number of nodes in graph  
 $G_{n-i+1} = (V_{n-i+1}, E_{n-i+1})$ , the graph at the start of iteration  $i$ .



# Analysis

What is the probability that we select an edge from  $A$  in iteration  $i$ ?

- ▶ Let  $\min = \text{cap}(A, V \setminus A)$  denote the capacity of a mincut.
- ▶ Let  $\text{cap}(v)$  be capacity of edges incident to vertex  $v \in V_{n-i+1}$ .

$n - i + 1$  is the number of nodes in graph  $G_{n-i+1} = (V_{n-i+1}, E_{n-i+1})$ , the graph at the start of iteration  $i$ .

# Analysis

What is the probability that we select an edge from  $A$  in iteration  $i$ ?

- ▶ Let  $\min = \text{cap}(A, V \setminus A)$  denote the capacity of a mincut.
- ▶ Let  $\text{cap}(v)$  be capacity of edges incident to vertex  $v \in V_{n-i+1}$ .
- ▶ Clearly,  $\text{cap}(v) \geq \min$ .

$n - i + 1$  is the number of nodes in graph  $G_{n-i+1} = (V_{n-i+1}, E_{n-i+1})$ , the graph at the start of iteration  $i$ .

# Analysis

What is the probability that we select an edge from  $A$  in iteration  $i$ ?

- ▶ Let  $\min = \text{cap}(A, V \setminus A)$  denote the capacity of a mincut.
- ▶ Let  $\text{cap}(v)$  be capacity of edges incident to vertex  $v \in V_{n-i+1}$ .
- ▶ Clearly,  $\text{cap}(v) \geq \min$ .
- ▶ Summing  $\text{cap}(v)$  over all edges gives

$$2c(E) = 2 \sum_{e \in E} c(e) = \sum_{v \in V} \text{cap}(v) \geq (n - i + 1) \cdot \min$$

$n - i + 1$  is the number of nodes in graph  $G_{n-i+1} = (V_{n-i+1}, E_{n-i+1})$ , the graph at the start of iteration  $i$ .

# Analysis

What is the probability that we select an edge from  $A$  in iteration  $i$ ?

- ▶ Let  $\min = \text{cap}(A, V \setminus A)$  denote the capacity of a mincut.
- ▶ Let  $\text{cap}(v)$  be capacity of edges incident to vertex  $v \in V_{n-i+1}$ .
- ▶ Clearly,  $\text{cap}(v) \geq \min$ .
- ▶ Summing  $\text{cap}(v)$  over all edges gives

$$2c(E) = 2 \sum_{e \in E} c(e) = \sum_{v \in V} \text{cap}(v) \geq (n - i + 1) \cdot \min$$

- ▶ Hence, the probability of choosing an edge from the cut is at most  $\min / c(E) \leq 2 / (n - i + 1)$ .

$n - i + 1$  is the number of nodes in graph  $G_{n-i+1} = (V_{n-i+1}, E_{n-i+1})$ , the graph at the start of iteration  $i$ .

# Analysis

The probability that we do **not** choose an edge from the cut in iteration  $i$  is

$$1 - \frac{2}{n-i+1} = \frac{n-i-1}{n-i+1} .$$

# Analysis

The probability that we do **not** choose an edge from the cut in iteration  $i$  is

$$1 - \frac{2}{n - i + 1} = \frac{n - i - 1}{n - i + 1} .$$

The probability that the cut is alive after iteration  $n - t$  (after which  $t$  nodes are left) is at most

$$\prod_{i=1}^{n-t} \frac{n - i - 1}{n - i + 1} = \frac{t(t - 1)}{n(n - 1)} .$$

## Analysis

The probability that we do **not** choose an edge from the cut in iteration  $i$  is

$$1 - \frac{2}{n-i+1} = \frac{n-i-1}{n-i+1} .$$

The probability that the cut is alive after iteration  $n-t$  (after which  $t$  nodes are left) is at most

$$\prod_{i=1}^{n-t} \frac{n-i-1}{n-i+1} = \frac{t(t-1)}{n(n-1)} .$$

Choosing  $t = 2$  gives that with probability  $1/\binom{n}{2}$  the algorithm computes a mincut.

# Analysis

Repeating the algorithm  $c \ln n \binom{n}{2}$  times



# Analysis

Repeating the algorithm  $c \ln n \binom{n}{2}$  times gives that the probability that we are never successful is

$$\left(1 - \frac{1}{\binom{n}{2}}\right)^{c \ln n \binom{n}{2}}$$

# Analysis

Repeating the algorithm  $c \ln n \binom{n}{2}$  times gives that the probability that we are never successful is

$$\left(1 - \frac{1}{\binom{n}{2}}\right)^{\binom{n}{2} c \ln n} \leq \left(e^{-1/\binom{n}{2}}\right)^{\binom{n}{2} c \ln n}$$

# Analysis

Repeating the algorithm  $c \ln n \binom{n}{2}$  times gives that the probability that we are never successful is

$$\left(1 - \frac{1}{\binom{n}{2}}\right)^{\binom{n}{2} c \ln n} \leq \left(e^{-1/\binom{n}{2}}\right)^{\binom{n}{2} c \ln n} \leq n^{-c},$$

# Analysis

Repeating the algorithm  $c \ln n \binom{n}{2}$  times gives that the probability that we are never successful is

$$\left(1 - \frac{1}{\binom{n}{2}}\right)^{\binom{n}{2} c \ln n} \leq \left(e^{-1/\binom{n}{2}}\right)^{\binom{n}{2} c \ln n} \leq n^{-c},$$

where we used  $1 - x \leq e^{-x}$ .

# Analysis

Repeating the algorithm  $c \ln n \binom{n}{2}$  times gives that the probability that we are never successful is

$$\left(1 - \frac{1}{\binom{n}{2}}\right)^{\binom{n}{2} c \ln n} \leq \left(e^{-1/\binom{n}{2}}\right)^{\binom{n}{2} c \ln n} \leq n^{-c},$$

where we used  $1 - x \leq e^{-x}$ .

## Theorem 51

*The randomized mincut algorithm computes an optimal cut with high probability. The total running time is  $\mathcal{O}(n^4 \log n)$ .*

# Improved Algorithm

## Algorithm 2 RecursiveMincut( $G = (V, E, c)$ )

```
1: for  $i = 1 \rightarrow n - n/\sqrt{2}$  do  
2:   choose  $e \in E$  randomly with probability  $c(e)/c(E)$   
3:    $G \leftarrow G/e$   
4:   if  $|V| = 2$  return cut-value;  
5:    $cuta \leftarrow \text{RecursiveMincut}(G)$ ;  
6:    $cutb \leftarrow \text{RecursiveMincut}(G)$ ;  
7:   return  $\min\{cuta, cutb\}$ 
```

# Improved Algorithm

**Algorithm 2** RecursiveMincut( $G = (V, E, c)$ )

```
1: for  $i = 1 \rightarrow n - n/\sqrt{2}$  do
2:   choose  $e \in E$  randomly with probability  $c(e)/c(E)$ 
3:    $G \leftarrow G/e$ 
4: if  $|V| = 2$  return cut-value;
5:  $cuta \leftarrow$  RecursiveMincut( $G$ );
6:  $cutb \leftarrow$  RecursiveMincut( $G$ );
7: return  $\min\{cuta, cutb\}$ 
```

**Running time:**

$$\blacktriangleright T(n) = 2T\left(\frac{n}{\sqrt{2}}\right) + \mathcal{O}(n^2)$$

Note that the above implementation only works for very special values of  $n$ .

# Improved Algorithm

**Algorithm 2** RecursiveMincut( $G = (V, E, c)$ )

```
1: for  $i = 1 \rightarrow n - n/\sqrt{2}$  do
2:   choose  $e \in E$  randomly with probability  $c(e)/c(E)$ 
3:    $G \leftarrow G/e$ 
4: if  $|V| = 2$  return cut-value;
5:  $cuta \leftarrow$  RecursiveMincut( $G$ );
6:  $cutb \leftarrow$  RecursiveMincut( $G$ );
7: return  $\min\{cuta, cutb\}$ 
```

**Running time:**

- ▶  $T(n) = 2T\left(\frac{n}{\sqrt{2}}\right) + \mathcal{O}(n^2)$
- ▶ This gives  $T(n) = \mathcal{O}(n^2 \log n)$ .

Note that the above implementation only works for very special values of  $n$ .



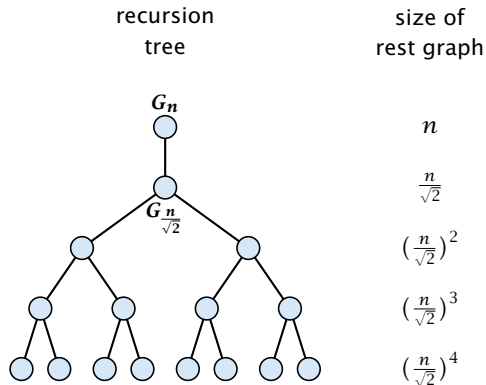
# Probability of Success

The probability of not contracting an edge from the mincut during one iteration through the for-loop is at least

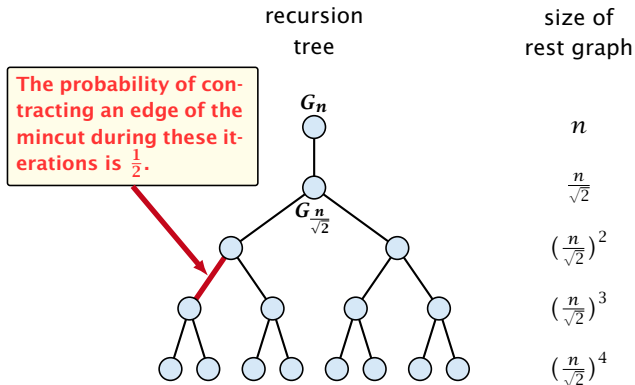
$$\frac{t(t-1)}{n(n-1)} \geq \frac{t^2}{n^2} = \frac{1}{2} ,$$

as  $t = \frac{n}{\sqrt{2}}$ .

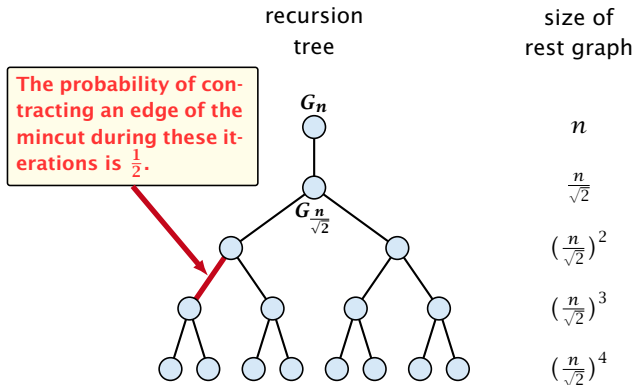
# Probability of Success



# Probability of Success



# Probability of Success



We can estimate the success probability by using the following game on the recursion tree. Delete every edge with probability  $\frac{1}{2}$ . If in the end you have a path from the root to **at least one** leaf node you are successful.

# Probability of Success

Let for an edge  $e$  in the recursion tree,  $h(e)$  denote the height (distance to leaf level) of the parent-node of  $e$  (end-point that is higher up in the tree). Let  $h$  denote the height of the root node.

# Probability of Success

Let for an edge  $e$  in the recursion tree,  $h(e)$  denote the height (distance to leaf level) of the parent-node of  $e$  (end-point that is higher up in the tree). Let  $h$  denote the height of the root node.

Call an edge  $e$  **alive** if there exists a path from the parent-node of  $e$  to a descendant leaf, after we randomly deleted edges. Note that an edge can only be alive if it hasn't been deleted.

# Probability of Success

Let for an edge  $e$  in the recursion tree,  $h(e)$  denote the height (distance to leaf level) of the parent-node of  $e$  (end-point that is higher up in the tree). Let  $h$  denote the height of the root node.

Call an edge  $e$  **alive** if there exists a path from the parent-node of  $e$  to a descendant leaf, after we randomly deleted edges. Note that an edge can only be alive if it hasn't been deleted.

## Lemma 52

*The probability that an edge  $e$  is alive is at least  $\frac{1}{h(e)+1}$ .*

# Probability of Success

## Proof.

- ▶ An edge  $e$  with  $h(e) = 1$  is alive if and only if it is not deleted. Hence, it is alive with probability at least  $\frac{1}{2}$ .



# Probability of Success

## Proof.

- ▶ An edge  $e$  with  $h(e) = 1$  is alive if and only if it is not deleted. Hence, it is alive with probability at least  $\frac{1}{2}$ .
- ▶ Let  $p_d$  be the probability that an edge  $e$  with  $h(e) = d$  is alive. For  $d > 1$  this happens for edge  $e = \{c, p\}$  if it is not deleted **and** if one of the child-edges connecting to  $c$  is alive.

# Probability of Success

## Proof.

- ▶ An edge  $e$  with  $h(e) = 1$  is alive if and only if it is not deleted. Hence, it is alive with probability at least  $\frac{1}{2}$ .
- ▶ Let  $p_d$  be the probability that an edge  $e$  with  $h(e) = d$  is alive. For  $d > 1$  this happens for edge  $e = \{c, p\}$  if it is not deleted **and** if one of the child-edges connecting to  $c$  is alive.
- ▶ This happens with probability

# Probability of Success

## Proof.

- ▶ An edge  $e$  with  $h(e) = 1$  is alive if and only if it is not deleted. Hence, it is alive with probability at least  $\frac{1}{2}$ .
- ▶ Let  $p_d$  be the probability that an edge  $e$  with  $h(e) = d$  is alive. For  $d > 1$  this happens for edge  $e = \{c, p\}$  if it is not deleted **and** if one of the child-edges connecting to  $c$  is alive.
- ▶ This happens with probability

$$p_d$$

# Probability of Success

## Proof.

- ▶ An edge  $e$  with  $h(e) = 1$  is alive if and only if it is not deleted. Hence, it is alive with probability at least  $\frac{1}{2}$ .
- ▶ Let  $p_d$  be the probability that an edge  $e$  with  $h(e) = d$  is alive. For  $d > 1$  this happens for edge  $e = \{c, p\}$  if it is not deleted **and** if one of the child-edges connecting to  $c$  is alive.
- ▶ This happens with probability

$$p_d = \frac{1}{2} (2p_{d-1} - p_{d-1}^2)$$

# Probability of Success

## Proof.

- ▶ An edge  $e$  with  $h(e) = 1$  is alive if and only if it is not deleted. Hence, it is alive with probability at least  $\frac{1}{2}$ .
- ▶ Let  $p_d$  be the probability that an edge  $e$  with  $h(e) = d$  is alive. For  $d > 1$  this happens for edge  $e = \{c, p\}$  if it is not deleted **and** if one of the child-edges connecting to  $c$  is alive.
- ▶ This happens with probability

$$p_d = \frac{1}{2} (2p_{d-1} - p_{d-1}^2)$$

$$\Pr[A \vee B] = \Pr[A] + \Pr[B] - \Pr[A \wedge B]$$

# Probability of Success

## Proof.

- ▶ An edge  $e$  with  $h(e) = 1$  is alive if and only if it is not deleted. Hence, it is alive with probability at least  $\frac{1}{2}$ .
- ▶ Let  $p_d$  be the probability that an edge  $e$  with  $h(e) = d$  is alive. For  $d > 1$  this happens for edge  $e = \{c, p\}$  if it is not deleted **and** if one of the child-edges connecting to  $c$  is alive.
- ▶ This happens with probability

$$p_d = \frac{1}{2} (2p_{d-1} - p_{d-1}^2)$$
$$= p_{d-1} - \frac{p_{d-1}^2}{2}$$

$\Pr[A \vee B] = \Pr[A] + \Pr[B] - \Pr[A \wedge B]$

# Probability of Success

## Proof.

- ▶ An edge  $e$  with  $h(e) = 1$  is alive if and only if it is not deleted. Hence, it is alive with probability at least  $\frac{1}{2}$ .
- ▶ Let  $p_d$  be the probability that an edge  $e$  with  $h(e) = d$  is alive. For  $d > 1$  this happens for edge  $e = \{c, p\}$  if it is not deleted **and** if one of the child-edges connecting to  $c$  is alive.
- ▶ This happens with probability

$$p_d = \frac{1}{2} (2p_{d-1} - p_{d-1}^2)$$
$$= p_{d-1} - \frac{p_{d-1}^2}{2}$$

$\Pr[A \vee B] = \Pr[A] + \Pr[B] - \Pr[A \wedge B]$

$x - x^2/2$  is monotonically increasing for  $x \in [0, 1]$

# Probability of Success

## Proof.

- ▶ An edge  $e$  with  $h(e) = 1$  is alive if and only if it is not deleted. Hence, it is alive with probability at least  $\frac{1}{2}$ .
- ▶ Let  $p_d$  be the probability that an edge  $e$  with  $h(e) = d$  is alive. For  $d > 1$  this happens for edge  $e = \{c, p\}$  if it is not deleted **and** if one of the child-edges connecting to  $c$  is alive.
- ▶ This happens with probability

$$p_d = \frac{1}{2} (2p_{d-1} - p_{d-1}^2)$$

$$\Pr[A \vee B] = \Pr[A] + \Pr[B] - \Pr[A \wedge B]$$

$$= p_{d-1} - \frac{p_{d-1}^2}{2}$$

$$\geq \frac{1}{d} - \frac{1}{2d^2}$$

$x - x^2/2$  is monotonically increasing for  $x \in [0, 1]$



# Probability of Success

## Proof.

- ▶ An edge  $e$  with  $h(e) = 1$  is alive if and only if it is not deleted. Hence, it is alive with probability at least  $\frac{1}{2}$ .
- ▶ Let  $p_d$  be the probability that an edge  $e$  with  $h(e) = d$  is alive. For  $d > 1$  this happens for edge  $e = \{c, p\}$  if it is not deleted **and** if one of the child-edges connecting to  $c$  is alive.
- ▶ This happens with probability

$$p_d = \frac{1}{2} (2p_{d-1} - p_{d-1}^2) \quad \Pr[A \vee B] = \Pr[A] + \Pr[B] - \Pr[A \wedge B]$$

$$\begin{aligned} &= p_{d-1} - \frac{p_{d-1}^2}{2} \\ &\geq \frac{1}{d} - \frac{1}{2d^2} \geq \frac{1}{d} - \frac{1}{d(d+1)} \end{aligned}$$

$x - x^2/2$  is monotonically increasing for  $x \in [0, 1]$

# Probability of Success

## Proof.

- ▶ An edge  $e$  with  $h(e) = 1$  is alive if and only if it is not deleted. Hence, it is alive with probability at least  $\frac{1}{2}$ .
- ▶ Let  $p_d$  be the probability that an edge  $e$  with  $h(e) = d$  is alive. For  $d > 1$  this happens for edge  $e = \{c, p\}$  if it is not deleted **and** if one of the child-edges connecting to  $c$  is alive.
- ▶ This happens with probability

$$p_d = \frac{1}{2} (2p_{d-1} - p_{d-1}^2) \quad \boxed{\Pr[A \vee B] = \Pr[A] + \Pr[B] - \Pr[A \wedge B]}$$

$$= p_{d-1} - \frac{p_{d-1}^2}{2}$$

$$\geq \frac{1}{d} - \frac{1}{2d^2} \geq \frac{1}{d} - \frac{1}{d(d+1)} = \frac{1}{d+1} .$$

$x - x^2/2$  is monotonically increasing for  $x \in [0, 1]$

# 15 Global Mincut

## Lemma 53

*One run of the algorithm can be performed in time  $\mathcal{O}(n^2 \log n)$  and has a success probability of  $\Omega(\frac{1}{\log n})$ .*

# 15 Global Mincut

## Lemma 53

*One run of the algorithm can be performed in time  $\mathcal{O}(n^2 \log n)$  and has a success probability of  $\Omega(\frac{1}{\log n})$ .*

*Doing  $\Theta(\log^2 n)$  runs gives that the algorithm succeeds with high probability. The total running time is  $\mathcal{O}(n^2 \log^3 n)$ .*

## 16 Gomory Hu Trees

Given an undirected, weighted graph  $G = (V, E, c)$  a **cut-tree**  $T = (V, F, w)$  is a tree with edge-set  $F$  and capacities  $w$  that fulfills the following properties.

1. **Equivalent Flow Tree:** For any pair of vertices  $s, t \in V$ ,  $f(s, t)$  in  $G$  is equal to  $f_T(s, t)$ .
2. **Cut Property:** A minimum  $s$ - $t$  cut in  $T$  is also a minimum cut in  $G$ .

Here,  $f(s, t)$  is the value of a maximum  $s$ - $t$  flow in  $G$ , and  $f_T(s, t)$  is the corresponding value in  $T$ .

# Overview of the Algorithm

The algorithm maintains a partition of  $V$ , (sets  $S_1, \dots, S_t$ ), and a spanning tree  $T$  on the vertex set  $\{S_1, \dots, S_t\}$ .

# Overview of the Algorithm

The algorithm maintains a partition of  $V$ , (sets  $S_1, \dots, S_t$ ), and a spanning tree  $T$  on the vertex set  $\{S_1, \dots, S_t\}$ .

Initially, there exists only the set  $S_1 = V$ .

# Overview of the Algorithm

The algorithm maintains a partition of  $V$ , (sets  $S_1, \dots, S_t$ ), and a spanning tree  $T$  on the vertex set  $\{S_1, \dots, S_t\}$ .

Initially, there exists only the set  $S_1 = V$ .

Then the algorithm performs  $n - 1$  split-operations:



# Overview of the Algorithm

The algorithm maintains a partition of  $V$ , (sets  $S_1, \dots, S_t$ ), and a spanning tree  $T$  on the vertex set  $\{S_1, \dots, S_t\}$ .

Initially, there exists only the set  $S_1 = V$ .

Then the algorithm performs  $n - 1$  split-operations:

- ▶ In each such split-operation it chooses a set  $S_i$  with  $|S_i| \geq 2$  and splits this set into two non-empty parts  $X$  and  $Y$ .

# Overview of the Algorithm

The algorithm maintains a partition of  $V$ , (sets  $S_1, \dots, S_t$ ), and a spanning tree  $T$  on the vertex set  $\{S_1, \dots, S_t\}$ .

Initially, there exists only the set  $S_1 = V$ .

Then the algorithm performs  $n - 1$  split-operations:

- ▶ In each such split-operation it chooses a set  $S_i$  with  $|S_i| \geq 2$  and splits this set into two non-empty parts  $X$  and  $Y$ .
- ▶  $S_i$  is then removed from  $T$  and replaced by  $X$  and  $Y$ .

# Overview of the Algorithm

The algorithm maintains a partition of  $V$ , (sets  $S_1, \dots, S_t$ ), and a spanning tree  $T$  on the vertex set  $\{S_1, \dots, S_t\}$ .

Initially, there exists only the set  $S_1 = V$ .

Then the algorithm performs  $n - 1$  split-operations:

- ▶ In each such split-operation it chooses a set  $S_i$  with  $|S_i| \geq 2$  and splits this set into two non-empty parts  $X$  and  $Y$ .
- ▶  $S_i$  is then removed from  $T$  and replaced by  $X$  and  $Y$ .
- ▶  $X$  and  $Y$  are connected by an edge, and the edges that before the split were incident to  $S_i$  are attached to either  $X$  or  $Y$ .

# Overview of the Algorithm

The algorithm maintains a partition of  $V$ , (sets  $S_1, \dots, S_t$ ), and a spanning tree  $T$  on the vertex set  $\{S_1, \dots, S_t\}$ .

Initially, there exists only the set  $S_1 = V$ .

Then the algorithm performs  $n - 1$  split-operations:

- ▶ In each such split-operation it chooses a set  $S_i$  with  $|S_i| \geq 2$  and splits this set into two non-empty parts  $X$  and  $Y$ .
- ▶  $S_i$  is then removed from  $T$  and replaced by  $X$  and  $Y$ .
- ▶  $X$  and  $Y$  are connected by an edge, and the edges that before the split were incident to  $S_i$  are attached to either  $X$  or  $Y$ .

**In the end this gives a tree on the vertex set  $V$ .**

## Details of the Split-operation

- ▶ Select  $S_i$  that contains at least two nodes  $a$  and  $b$ .

## Details of the Split-operation

- ▶ Select  $S_i$  that contains at least two nodes  $a$  and  $b$ .
- ▶ Compute the connected components of the forest obtained from the current tree  $T$  after deleting  $S_i$ . Each of these components corresponds to a set of vertices from  $V$ .

## Details of the Split-operation

- ▶ Select  $S_i$  that contains at least two nodes  $a$  and  $b$ .
- ▶ Compute the connected components of the forest obtained from the current tree  $T$  after deleting  $S_i$ . Each of these components corresponds to a set of vertices from  $V$ .
- ▶ Consider the graph  $H$  obtained from  $G$  by contracting these connected components into single nodes.

## Details of the Split-operation

- ▶ Select  $S_i$  that contains at least two nodes  $a$  and  $b$ .
- ▶ Compute the connected components of the forest obtained from the current tree  $T$  after deleting  $S_i$ . Each of these components corresponds to a set of vertices from  $V$ .
- ▶ Consider the graph  $H$  obtained from  $G$  by contracting these connected components into single nodes.
- ▶ Compute a minimum  $a$ - $b$  cut in  $H$ . Let  $A$ , and  $B$  denote the two sides of this cut.



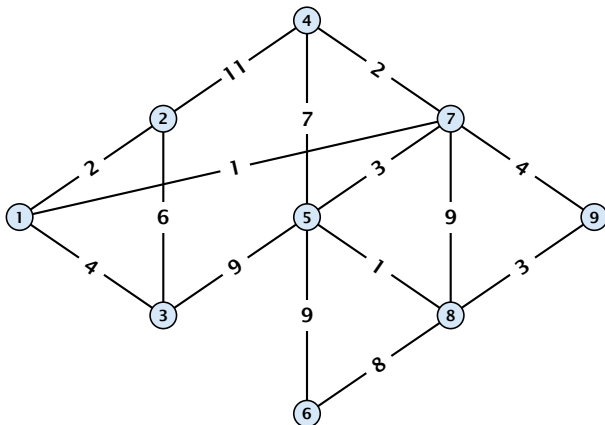
## Details of the Split-operation

- ▶ Select  $S_i$  that contains at least two nodes  $a$  and  $b$ .
- ▶ Compute the connected components of the forest obtained from the current tree  $T$  after deleting  $S_i$ . Each of these components corresponds to a set of vertices from  $V$ .
- ▶ Consider the graph  $H$  obtained from  $G$  by contracting these connected components into single nodes.
- ▶ Compute a minimum  $a$ - $b$  cut in  $H$ . Let  $A$ , and  $B$  denote the two sides of this cut.
- ▶ Split  $S_i$  in  $T$  into two sets/nodes  $S_i^a := S_i \cap A$  and  $S_i^b := S_i \cap B$  and add edge  $\{S_i^a, S_i^b\}$  with capacity  $f_H(a, b)$ .

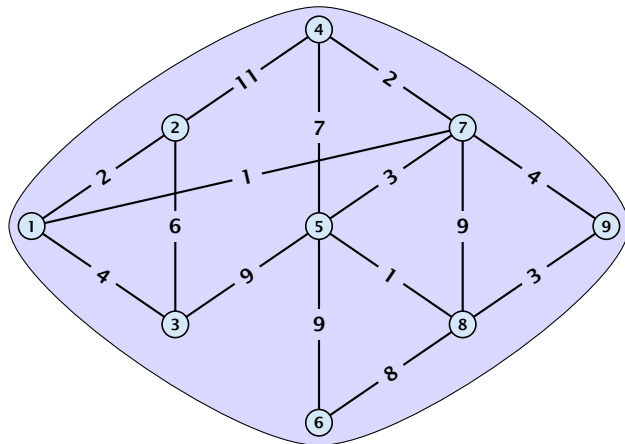
## Details of the Split-operation

- ▶ Select  $S_i$  that contains at least two nodes  $a$  and  $b$ .
- ▶ Compute the connected components of the forest obtained from the current tree  $T$  after deleting  $S_i$ . Each of these components corresponds to a set of vertices from  $V$ .
- ▶ Consider the graph  $H$  obtained from  $G$  by contracting these connected components into single nodes.
- ▶ Compute a minimum  $a$ - $b$  cut in  $H$ . Let  $A$ , and  $B$  denote the two sides of this cut.
- ▶ Split  $S_i$  in  $T$  into two sets/nodes  $S_i^a := S_i \cap A$  and  $S_i^b := S_i \cap B$  and add edge  $\{S_i^a, S_i^b\}$  with capacity  $f_H(a, b)$ .
- ▶ Replace an edge  $\{S_i, S_x\}$  by  $\{S_i^a, S_x\}$  if  $S_x \subset A$  and by  $\{S_i^b, S_x\}$  if  $S_x \subset B$ .

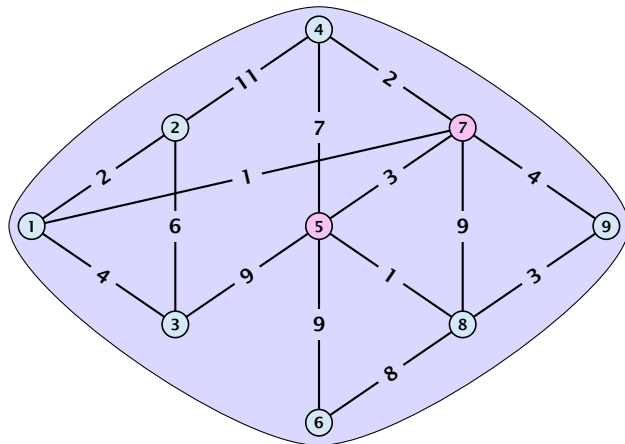
# Example: Gomory-Hu Construction



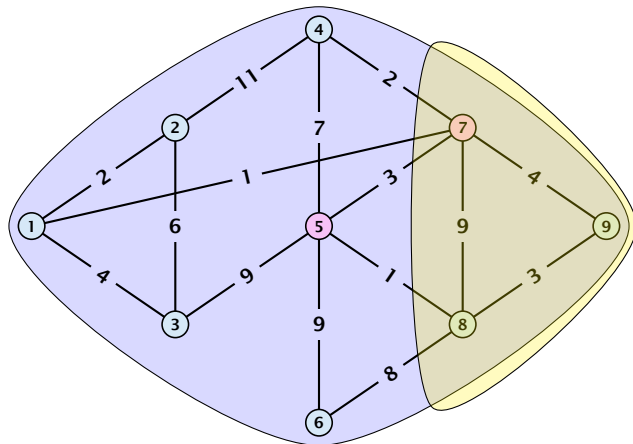
# Example: Gomory-Hu Construction



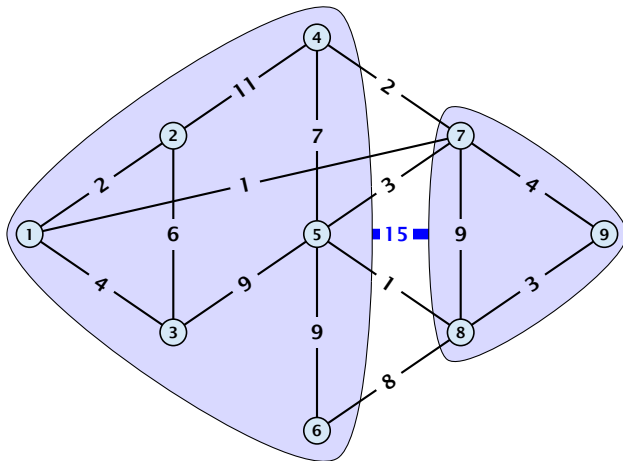
# Example: Gomory-Hu Construction



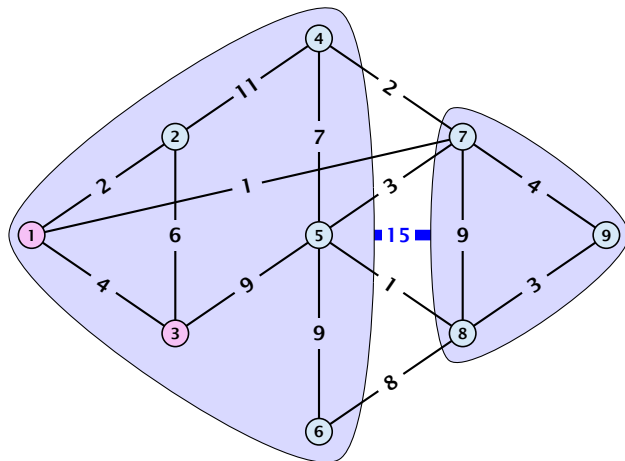
# Example: Gomory-Hu Construction



# Example: Gomory-Hu Construction

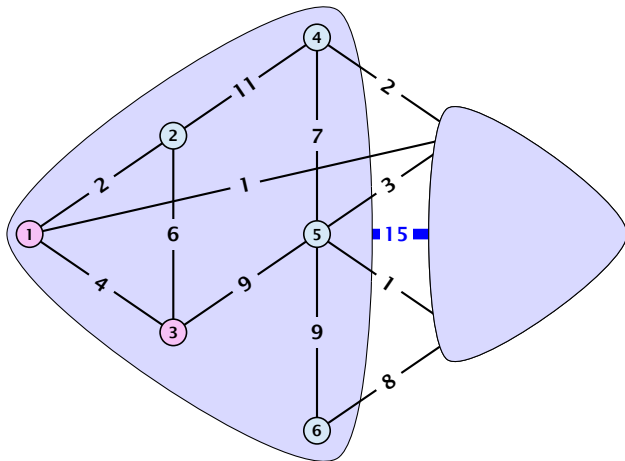


# Example: Gomory-Hu Construction

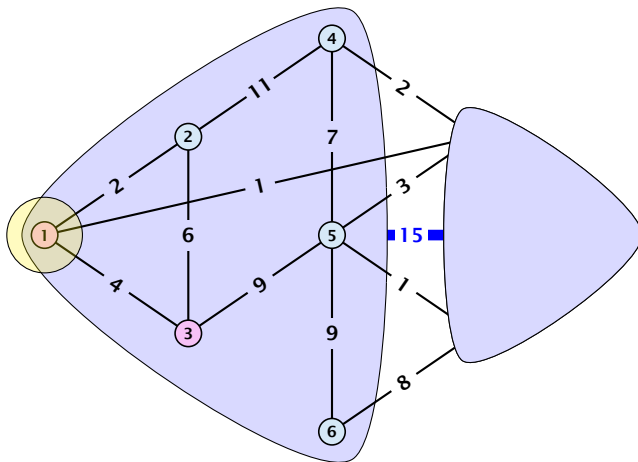




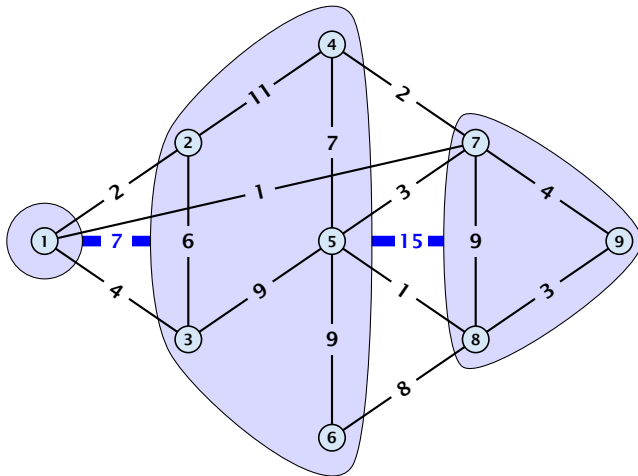
# Example: Gomory-Hu Construction



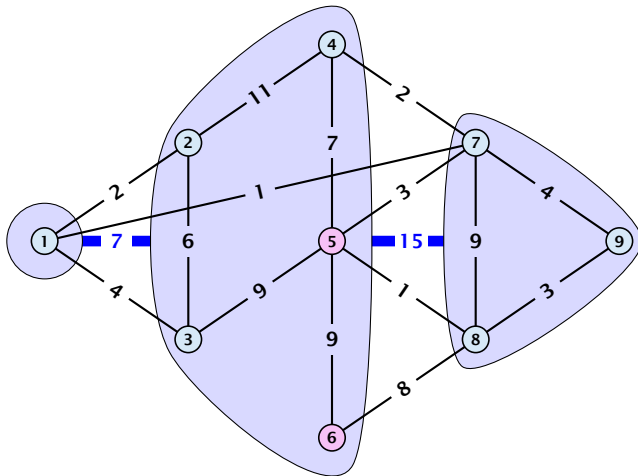
# Example: Gomory-Hu Construction



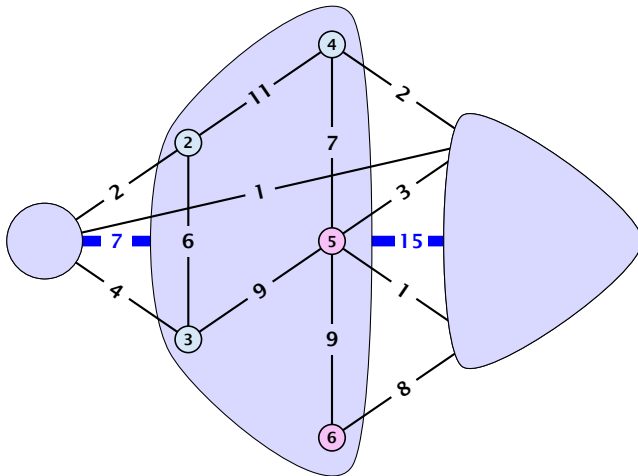
# Example: Gomory-Hu Construction



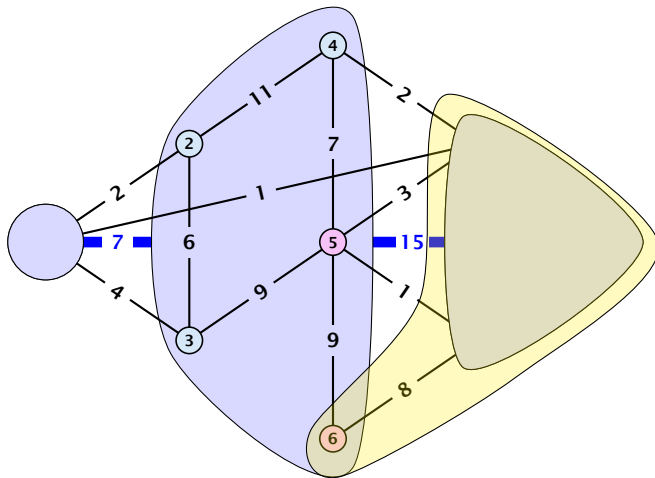
# Example: Gomory-Hu Construction



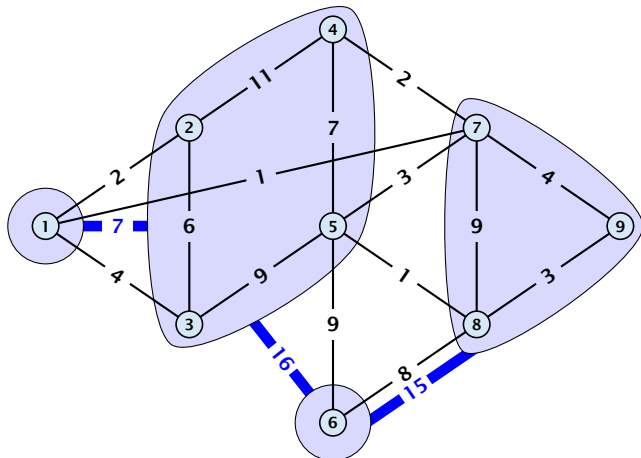
# Example: Gomory-Hu Construction



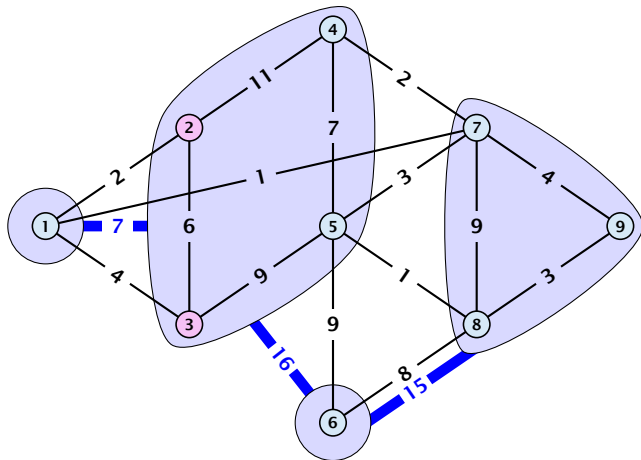
# Example: Gomory-Hu Construction



# Example: Gomory-Hu Construction

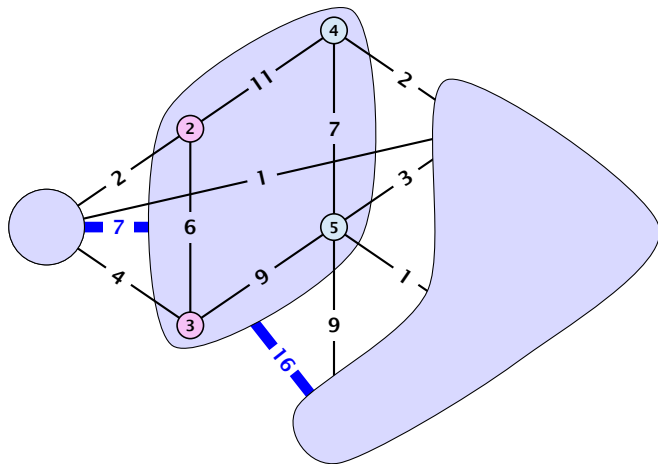


# Example: Gomory-Hu Construction

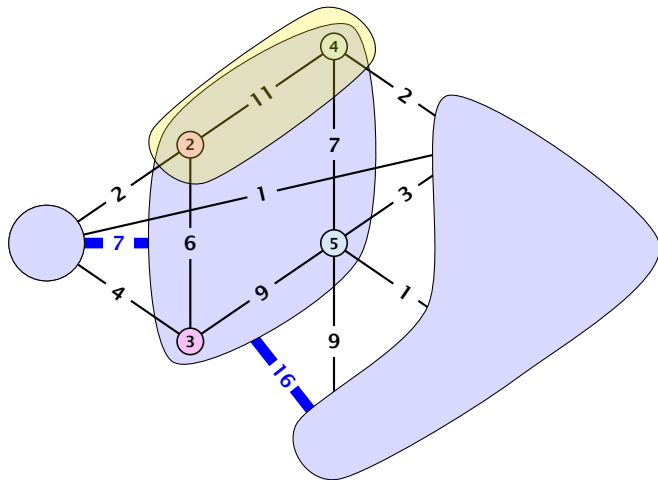




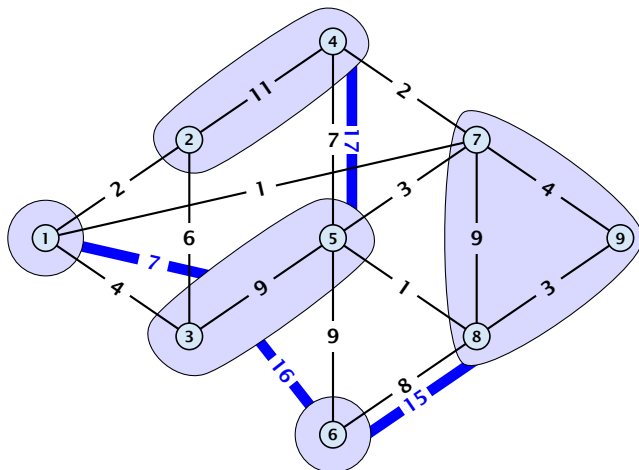
# Example: Gomory-Hu Construction



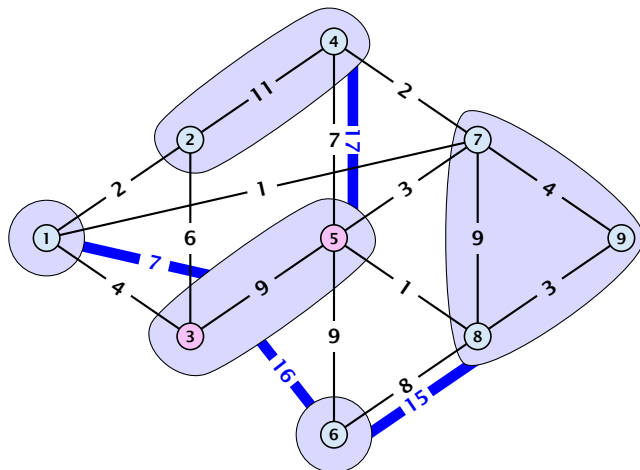
# Example: Gomory-Hu Construction



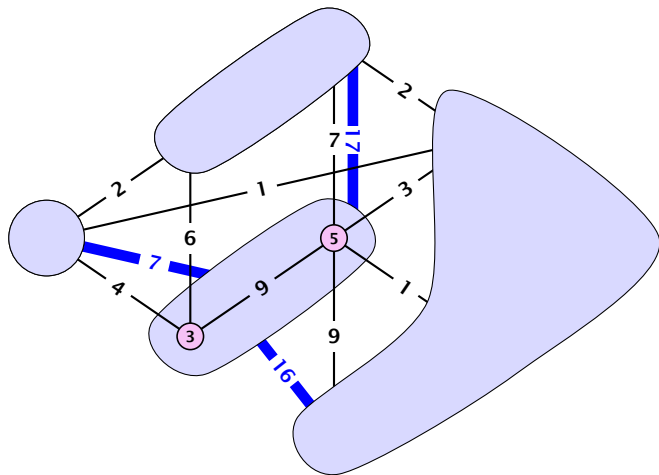
# Example: Gomory-Hu Construction



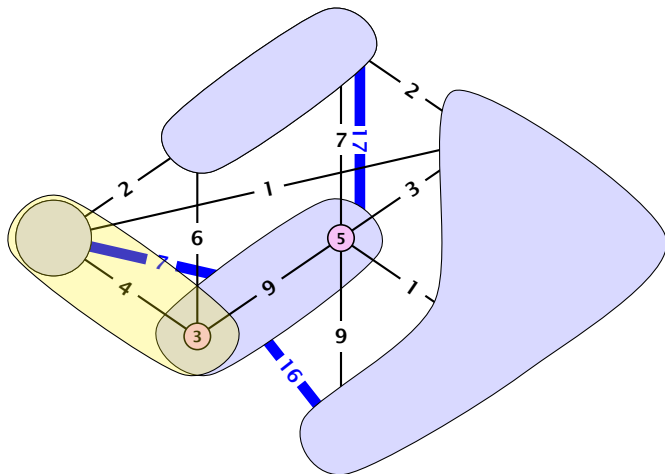
# Example: Gomory-Hu Construction



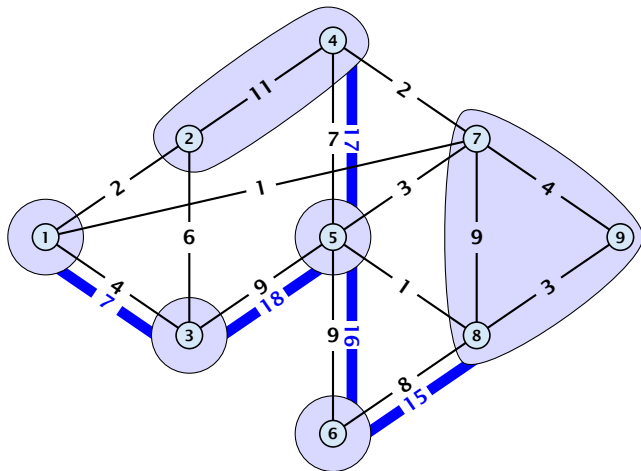
## Example: Gomory-Hu Construction



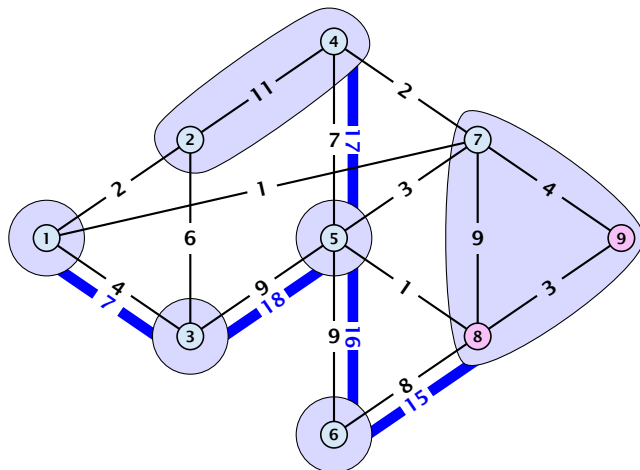
# Example: Gomory-Hu Construction



# Example: Gomory-Hu Construction

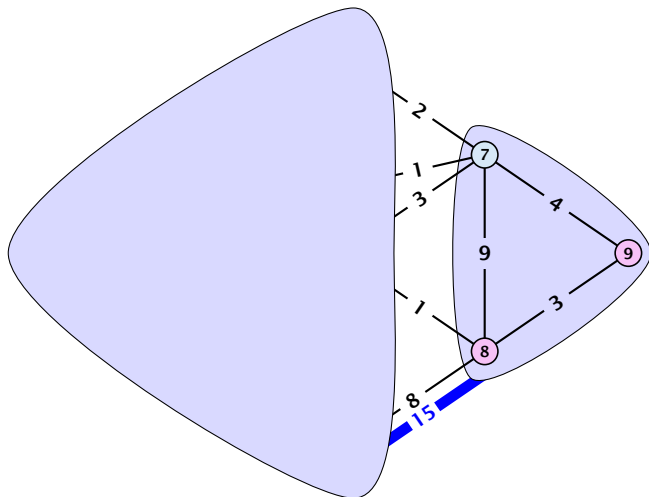


# Example: Gomory-Hu Construction

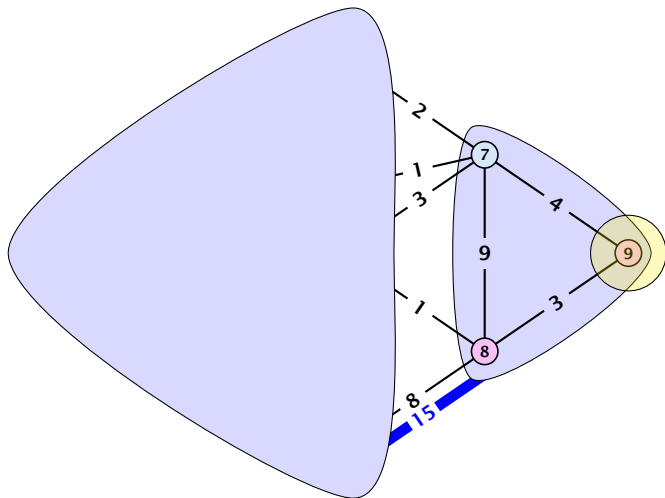




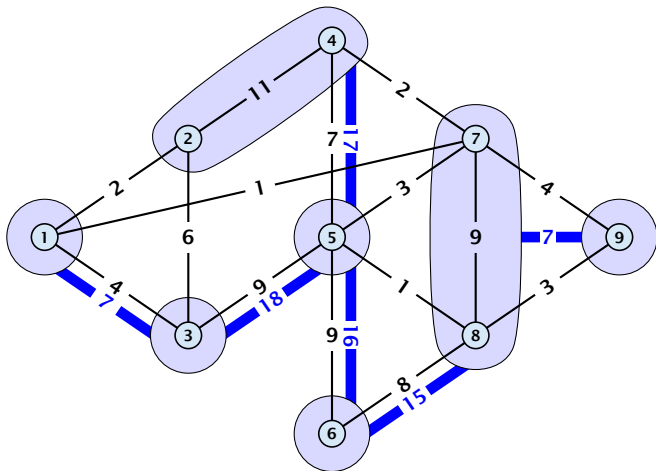
# Example: Gomory-Hu Construction



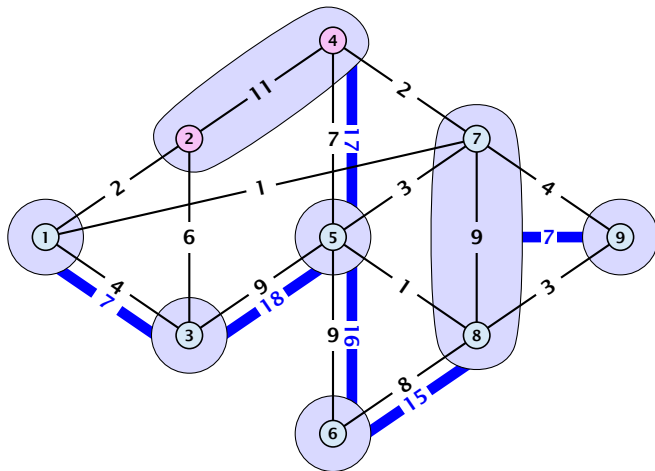
# Example: Gomory-Hu Construction



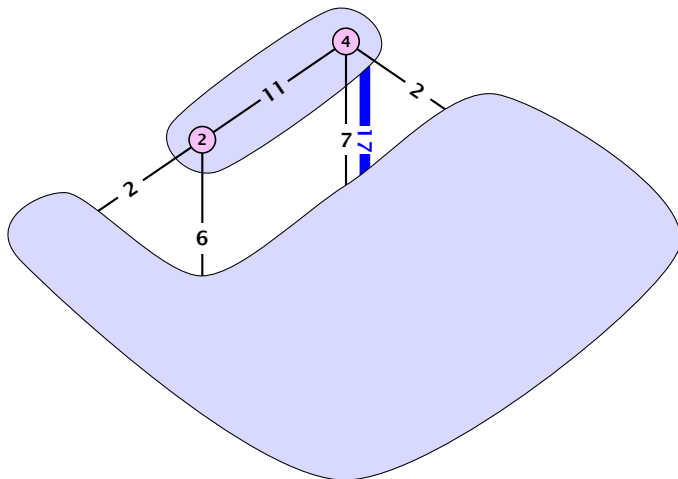
# Example: Gomory-Hu Construction



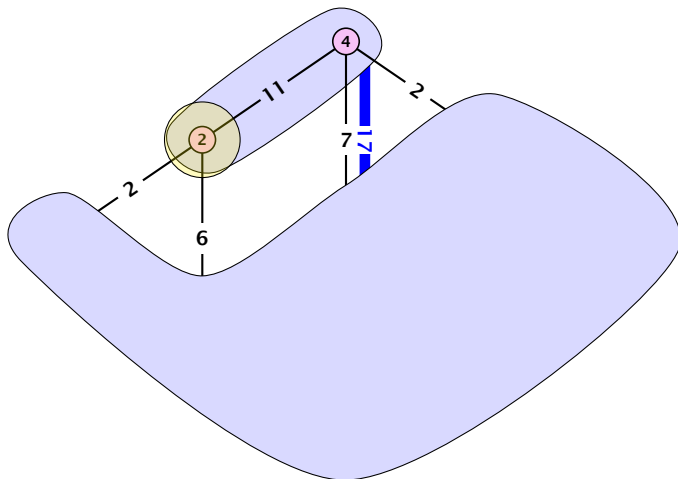
# Example: Gomory-Hu Construction



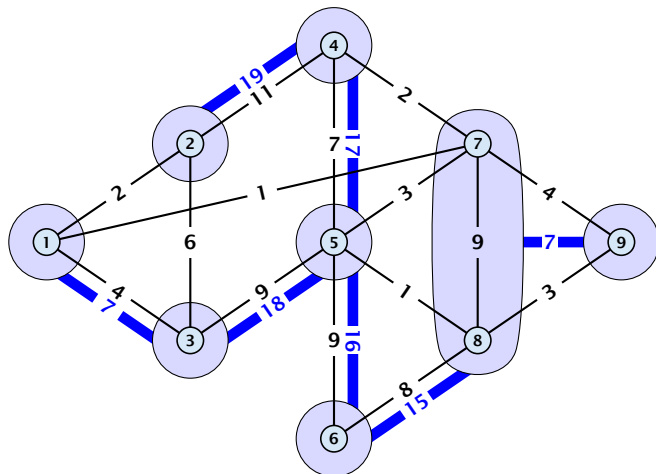
## Example: Gomory-Hu Construction



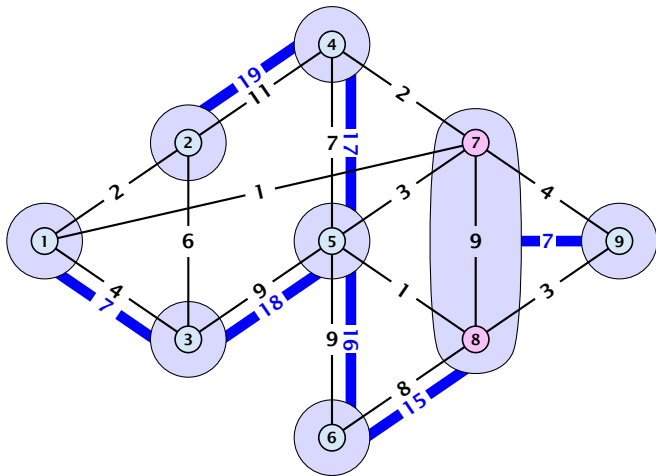
# Example: Gomory-Hu Construction



# Example: Gomory-Hu Construction

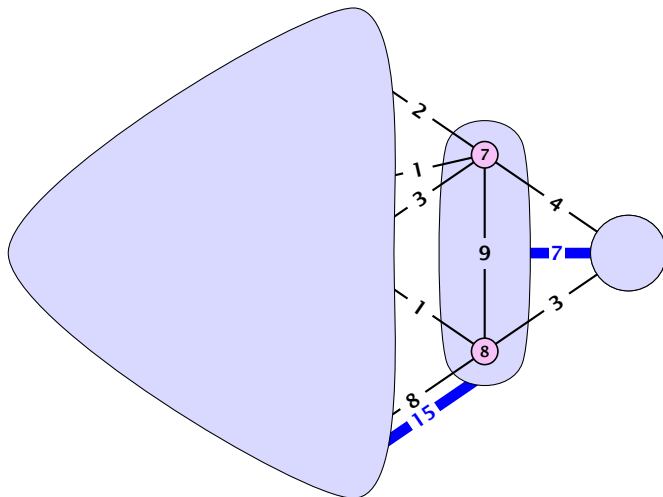


# Example: Gomory-Hu Construction

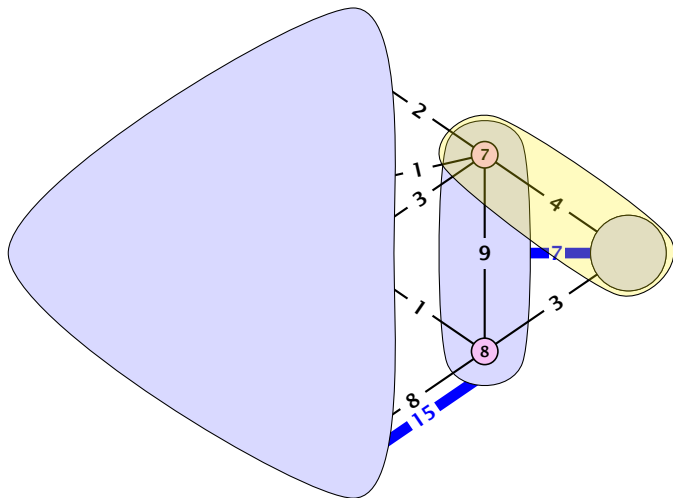




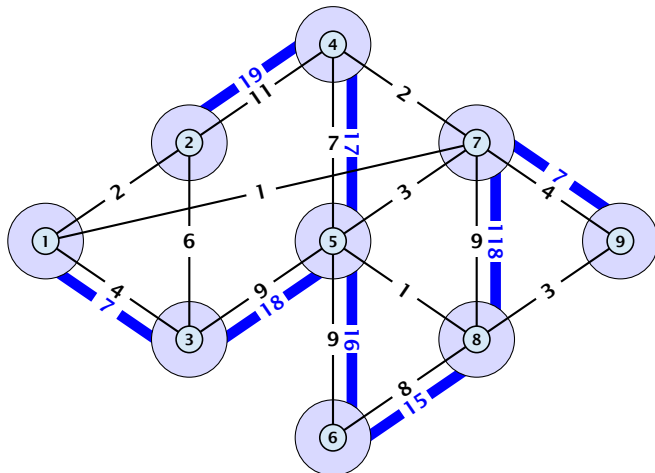
# Example: Gomory-Hu Construction



# Example: Gomory-Hu Construction



# Example: Gomory-Hu Construction



## Lemma 54

For nodes  $s, t, x \in V$  we have  $f(s, t) \geq \min\{f(s, x), f(x, t)\}$

## Lemma 54

For nodes  $s, t, x \in V$  we have  $f(s, t) \geq \min\{f(s, x), f(x, t)\}$

## Lemma 55

For nodes  $s, t, x_1, \dots, x_k \in V$  we have

$f(s, t) \geq \min\{f(s, x_1), f(x_1, x_2), \dots, f(x_{k-1}, x_k), f(x_k, t)\}$

## Lemma 56

Let  $S$  be some minimum  $r$ - $s$  cut for some nodes  $r, s \in V$  ( $s \in S$ ), and let  $v, w \in S$ . Then there is a minimum  $v$ - $w$ -cut  $T$  with  $T \subset S$ .

## Lemma 56

Let  $S$  be some minimum  $r$ - $s$  cut for some nodes  $r, s \in V$  ( $s \in S$ ), and let  $v, w \in S$ . Then there is a minimum  $v$ - $w$ -cut  $T$  with  $T \subset S$ .

**Proof:** Let  $X$  be a minimum  $v$ - $w$  cut with  $X \cap S \neq \emptyset$  and  $X \cap (V \setminus S) \neq \emptyset$ .

## Lemma 56

Let  $S$  be some minimum  $r$ - $s$  cut for some nodes  $r, s \in V$  ( $s \in S$ ), and let  $v, w \in S$ . Then there is a minimum  $v$ - $w$ -cut  $T$  with  $T \subset S$ .

**Proof:** Let  $X$  be a minimum  $v$ - $w$  cut with  $X \cap S \neq \emptyset$  and  $X \cap (V \setminus S) \neq \emptyset$ . Note that  $S \setminus X$  and  $S \cap X$  are  $v$ - $w$  cuts inside  $S$ .



## Lemma 56

Let  $S$  be some minimum  $r$ - $s$  cut for some nodes  $r, s \in V$  ( $s \in S$ ), and let  $v, w \in S$ . Then there is a minimum  $v$ - $w$ -cut  $T$  with  $T \subset S$ .

**Proof:** Let  $X$  be a minimum  $v$ - $w$  cut with  $X \cap S \neq \emptyset$  and  $X \cap (V \setminus S) \neq \emptyset$ . Note that  $S \setminus X$  and  $S \cap X$  are  $v$ - $w$  cuts inside  $S$ . We may assume w.l.o.g.  $s \in X$ .

## Lemma 56

Let  $S$  be some minimum  $r$ - $s$  cut for some nodes  $r, s \in V$  ( $s \in S$ ), and let  $v, w \in S$ . Then there is a minimum  $v$ - $w$ -cut  $T$  with  $T \subset S$ .

**Proof:** Let  $X$  be a minimum  $v$ - $w$  cut with  $X \cap S \neq \emptyset$  and  $X \cap (V \setminus S) \neq \emptyset$ . Note that  $S \setminus X$  and  $S \cap X$  are  $v$ - $w$  cuts inside  $S$ .

We may assume w.l.o.g.  $s \in X$ .

**First case**  $r \in X$ .

## Lemma 56

Let  $S$  be some minimum  $r$ - $s$  cut for some nodes  $r, s \in V$  ( $s \in S$ ), and let  $v, w \in S$ . Then there is a minimum  $v$ - $w$ -cut  $T$  with  $T \subset S$ .

**Proof:** Let  $X$  be a minimum  $v$ - $w$  cut with  $X \cap S \neq \emptyset$  and  $X \cap (V \setminus S) \neq \emptyset$ . Note that  $S \setminus X$  and  $S \cap X$  are  $v$ - $w$  cuts inside  $S$ .

We may assume w.l.o.g.  $s \in X$ .

**First case  $r \in X$ .**

▶  $\text{cap}(X \setminus S) + \text{cap}(S \setminus X) \leq \text{cap}(S) + \text{cap}(X)$ .

## Lemma 56

Let  $S$  be some minimum  $r$ - $s$  cut for some nodes  $r, s \in V$  ( $s \in S$ ), and let  $v, w \in S$ . Then there is a minimum  $v$ - $w$ -cut  $T$  with  $T \subset S$ .

**Proof:** Let  $X$  be a minimum  $v$ - $w$  cut with  $X \cap S \neq \emptyset$  and  $X \cap (V \setminus S) \neq \emptyset$ . Note that  $S \setminus X$  and  $S \cap X$  are  $v$ - $w$  cuts inside  $S$ .

We may assume w.l.o.g.  $s \in X$ .

**First case  $r \in X$ .**

- ▶  $\text{cap}(X \setminus S) + \text{cap}(S \setminus X) \leq \text{cap}(S) + \text{cap}(X)$ .
- ▶  $\text{cap}(X \setminus S) \geq \text{cap}(S)$  because  $X \setminus S$  is an  $r$ - $s$  cut.

## Lemma 56

Let  $S$  be some minimum  $r$ - $s$  cut for some nodes  $r, s \in V$  ( $s \in S$ ), and let  $v, w \in S$ . Then there is a minimum  $v$ - $w$ -cut  $T$  with  $T \subset S$ .

**Proof:** Let  $X$  be a minimum  $v$ - $w$  cut with  $X \cap S \neq \emptyset$  and  $X \cap (V \setminus S) \neq \emptyset$ . Note that  $S \setminus X$  and  $S \cap X$  are  $v$ - $w$  cuts inside  $S$ .

We may assume w.l.o.g.  $s \in X$ .

**First case  $r \in X$ .**

- ▶  $\text{cap}(X \setminus S) + \text{cap}(S \setminus X) \leq \text{cap}(S) + \text{cap}(X)$ .
- ▶  $\text{cap}(X \setminus S) \geq \text{cap}(S)$  because  $X \setminus S$  is an  $r$ - $s$  cut.
- ▶ This gives  $\text{cap}(S \setminus X) \leq \text{cap}(X)$ .

## Lemma 56

Let  $S$  be some minimum  $r$ - $s$  cut for some nodes  $r, s \in V$  ( $s \in S$ ), and let  $v, w \in S$ . Then there is a minimum  $v$ - $w$ -cut  $T$  with  $T \subset S$ .

**Proof:** Let  $X$  be a minimum  $v$ - $w$  cut with  $X \cap S \neq \emptyset$  and  $X \cap (V \setminus S) \neq \emptyset$ . Note that  $S \setminus X$  and  $S \cap X$  are  $v$ - $w$  cuts inside  $S$ .

We may assume w.l.o.g.  $s \in X$ .

**First case  $r \in X$ .**

- ▶  $\text{cap}(X \setminus S) + \text{cap}(S \setminus X) \leq \text{cap}(S) + \text{cap}(X)$ .
- ▶  $\text{cap}(X \setminus S) \geq \text{cap}(S)$  because  $X \setminus S$  is an  $r$ - $s$  cut.
- ▶ This gives  $\text{cap}(S \setminus X) \leq \text{cap}(X)$ .

**Second case  $r \notin X$ .**

## Lemma 56

Let  $S$  be some minimum  $r$ - $s$  cut for some nodes  $r, s \in V$  ( $s \in S$ ), and let  $v, w \in S$ . Then there is a minimum  $v$ - $w$ -cut  $T$  with  $T \subset S$ .

**Proof:** Let  $X$  be a minimum  $v$ - $w$  cut with  $X \cap S \neq \emptyset$  and  $X \cap (V \setminus S) \neq \emptyset$ . Note that  $S \setminus X$  and  $S \cap X$  are  $v$ - $w$  cuts inside  $S$ .

We may assume w.l.o.g.  $s \in X$ .

**First case  $r \in X$ .**

- ▶  $\text{cap}(X \setminus S) + \text{cap}(S \setminus X) \leq \text{cap}(S) + \text{cap}(X)$ .
- ▶  $\text{cap}(X \setminus S) \geq \text{cap}(S)$  because  $X \setminus S$  is an  $r$ - $s$  cut.
- ▶ This gives  $\text{cap}(S \setminus X) \leq \text{cap}(X)$ .

**Second case  $r \notin X$ .**

- ▶  $\text{cap}(X \cup S) + \text{cap}(S \cap X) \leq \text{cap}(S) + \text{cap}(X)$ .

## Lemma 56

Let  $S$  be some minimum  $r$ - $s$  cut for some nodes  $r, s \in V$  ( $s \in S$ ), and let  $v, w \in S$ . Then there is a minimum  $v$ - $w$ -cut  $T$  with  $T \subset S$ .

**Proof:** Let  $X$  be a minimum  $v$ - $w$  cut with  $X \cap S \neq \emptyset$  and  $X \cap (V \setminus S) \neq \emptyset$ . Note that  $S \setminus X$  and  $S \cap X$  are  $v$ - $w$  cuts inside  $S$ .

We may assume w.l.o.g.  $s \in X$ .

**First case  $r \in X$ .**

- ▶  $\text{cap}(X \setminus S) + \text{cap}(S \setminus X) \leq \text{cap}(S) + \text{cap}(X)$ .
- ▶  $\text{cap}(X \setminus S) \geq \text{cap}(S)$  because  $X \setminus S$  is an  $r$ - $s$  cut.
- ▶ This gives  $\text{cap}(S \setminus X) \leq \text{cap}(X)$ .

**Second case  $r \notin X$ .**

- ▶  $\text{cap}(X \cup S) + \text{cap}(S \cap X) \leq \text{cap}(S) + \text{cap}(X)$ .
- ▶  $\text{cap}(X \cup S) \geq \text{cap}(S)$  because  $X \cup S$  is an  $r$ - $s$  cut.



## Lemma 56

Let  $S$  be some minimum  $r$ - $s$  cut for some nodes  $r, s \in V$  ( $s \in S$ ), and let  $v, w \in S$ . Then there is a minimum  $v$ - $w$ -cut  $T$  with  $T \subset S$ .

**Proof:** Let  $X$  be a minimum  $v$ - $w$  cut with  $X \cap S \neq \emptyset$  and  $X \cap (V \setminus S) \neq \emptyset$ . Note that  $S \setminus X$  and  $S \cap X$  are  $v$ - $w$  cuts inside  $S$ .

We may assume w.l.o.g.  $s \in X$ .

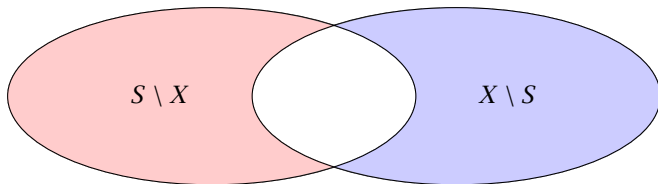
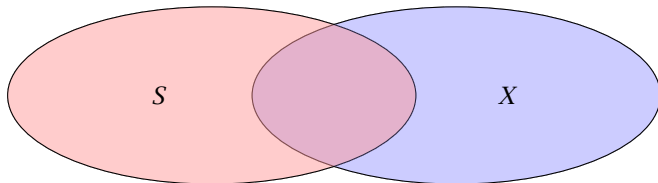
**First case  $r \in X$ .**

- ▶  $\text{cap}(X \setminus S) + \text{cap}(S \setminus X) \leq \text{cap}(S) + \text{cap}(X)$ .
- ▶  $\text{cap}(X \setminus S) \geq \text{cap}(S)$  because  $X \setminus S$  is an  $r$ - $s$  cut.
- ▶ This gives  $\text{cap}(S \setminus X) \leq \text{cap}(X)$ .

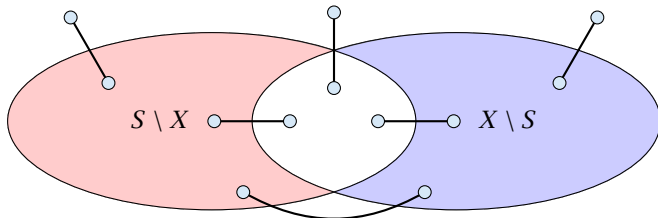
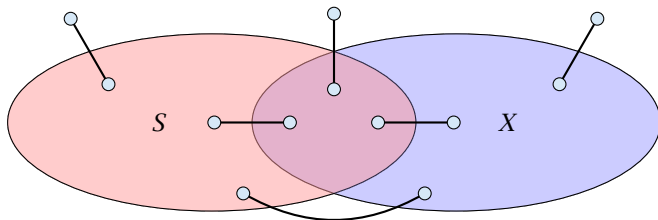
**Second case  $r \notin X$ .**

- ▶  $\text{cap}(X \cup S) + \text{cap}(S \cap X) \leq \text{cap}(S) + \text{cap}(X)$ .
- ▶  $\text{cap}(X \cup S) \geq \text{cap}(S)$  because  $X \cup S$  is an  $r$ - $s$  cut.
- ▶ This gives  $\text{cap}(S \cap X) \leq \text{cap}(X)$ .

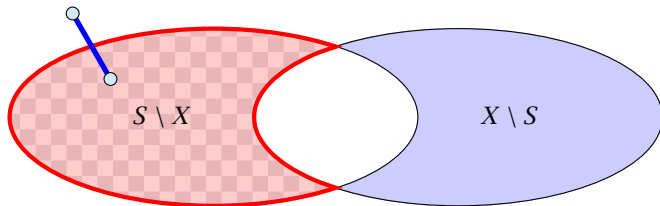
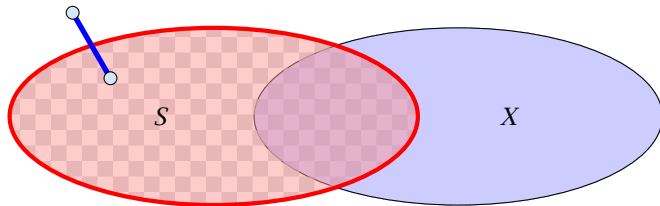
$$\text{cap}(S \setminus X) + \text{cap}(X \setminus S) \leq \text{cap}(S) + \text{cap}(X)$$



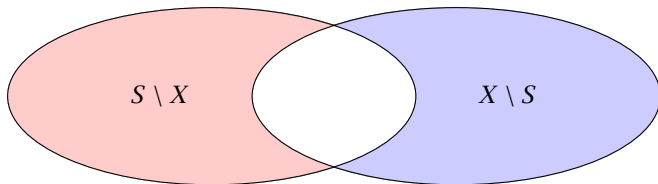
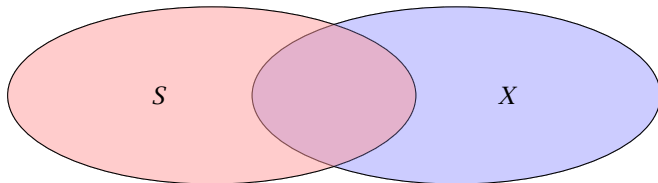
$$\text{cap}(S \setminus X) + \text{cap}(X \setminus S) \leq \text{cap}(S) + \text{cap}(X)$$



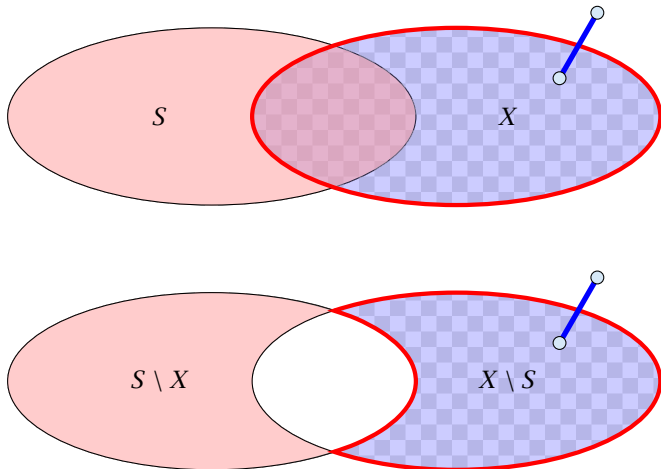
$$\text{cap}(S \setminus X) + \text{cap}(X \setminus S) \leq \text{cap}(S) + \text{cap}(X)$$



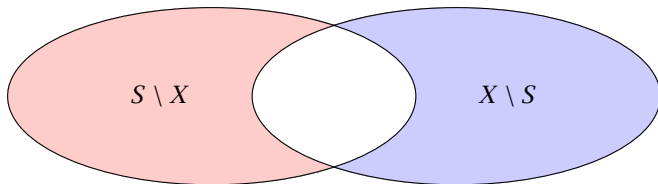
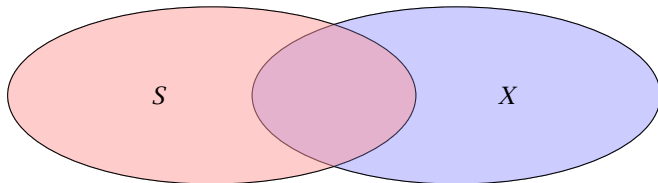
$$\text{cap}(S \setminus X) + \text{cap}(X \setminus S) \leq \text{cap}(S) + \text{cap}(X)$$



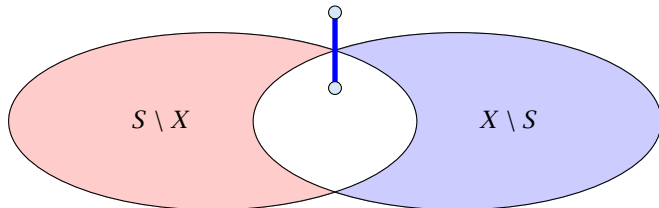
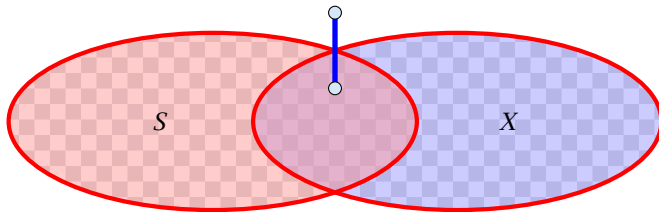
$$\text{cap}(S \setminus X) + \text{cap}(X \setminus S) \leq \text{cap}(S) + \text{cap}(X)$$



$$\text{cap}(S \setminus X) + \text{cap}(X \setminus S) \leq \text{cap}(S) + \text{cap}(X)$$

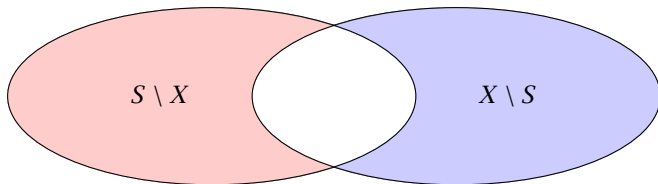
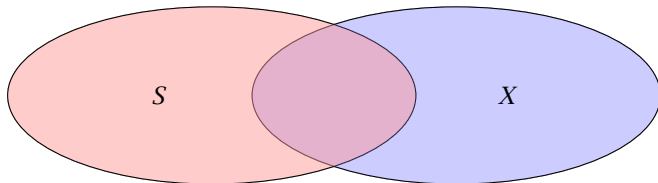


$$\text{cap}(S \setminus X) + \text{cap}(X \setminus S) \leq \text{cap}(S) + \text{cap}(X)$$

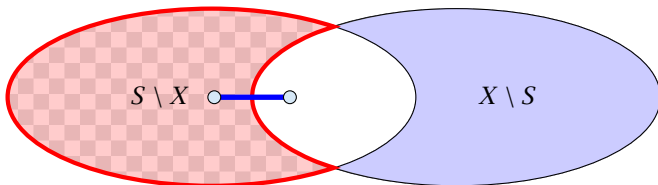
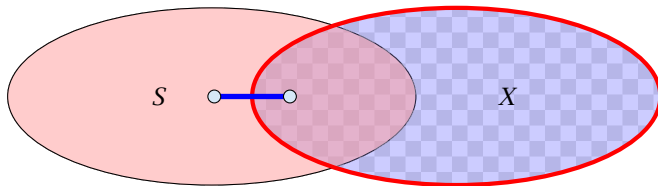




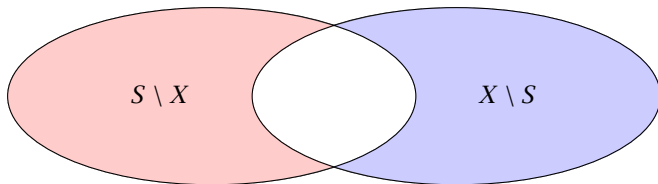
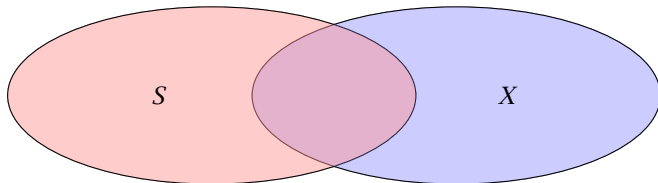
$$\text{cap}(S \setminus X) + \text{cap}(X \setminus S) \leq \text{cap}(S) + \text{cap}(X)$$



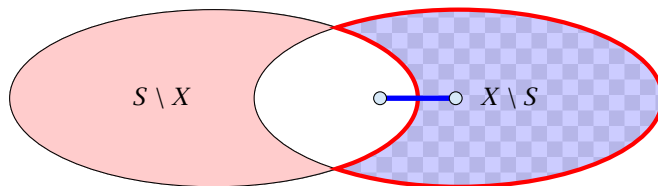
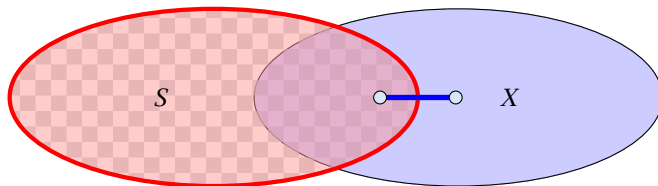
$$\text{cap}(S \setminus X) + \text{cap}(X \setminus S) \leq \text{cap}(S) + \text{cap}(X)$$



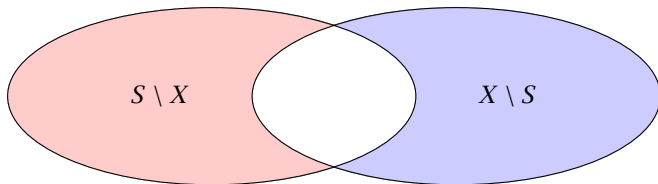
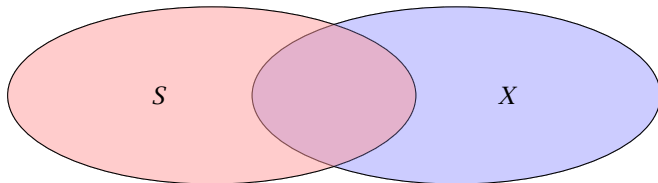
$$\text{cap}(S \setminus X) + \text{cap}(X \setminus S) \leq \text{cap}(S) + \text{cap}(X)$$



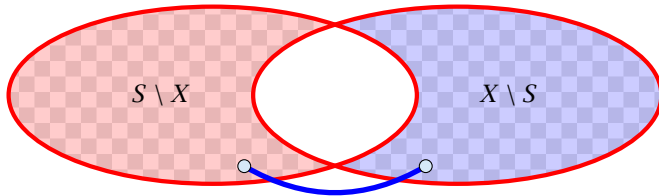
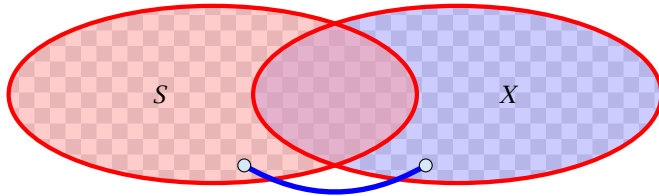
$$\text{cap}(S \setminus X) + \text{cap}(X \setminus S) \leq \text{cap}(S) + \text{cap}(X)$$



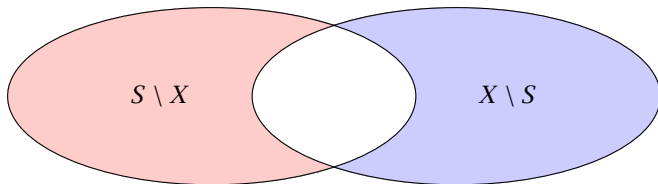
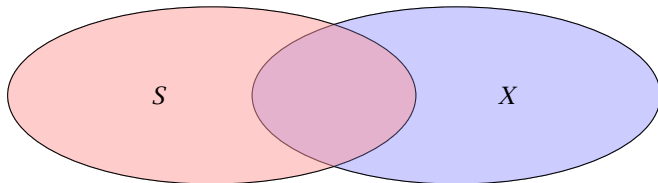
$$\text{cap}(S \setminus X) + \text{cap}(X \setminus S) \leq \text{cap}(S) + \text{cap}(X)$$



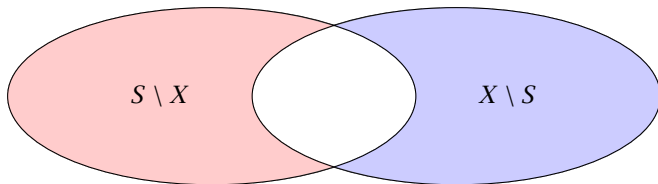
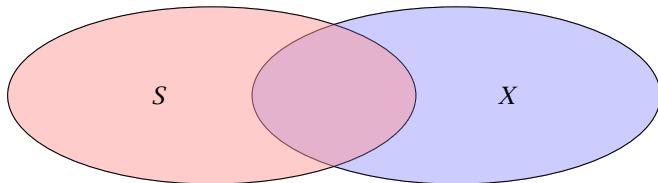
$$\text{cap}(S \setminus X) + \text{cap}(X \setminus S) \leq \text{cap}(S) + \text{cap}(X)$$



$$\text{cap}(S \setminus X) + \text{cap}(X \setminus S) \leq \text{cap}(S) + \text{cap}(X)$$

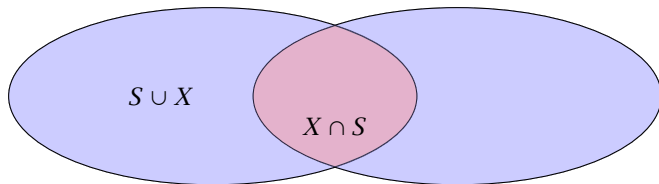
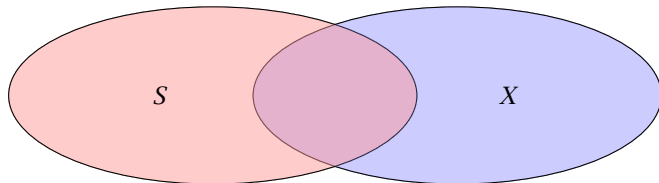


$$\text{cap}(S \setminus X) + \text{cap}(X \setminus S) \leq \text{cap}(S) + \text{cap}(X)$$

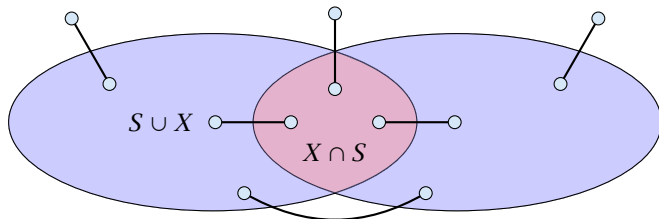
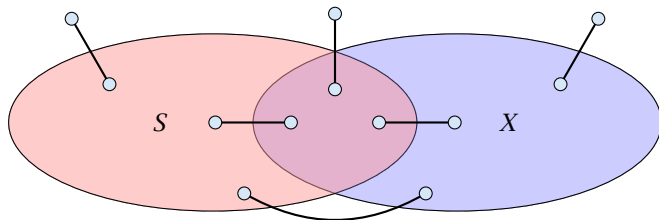




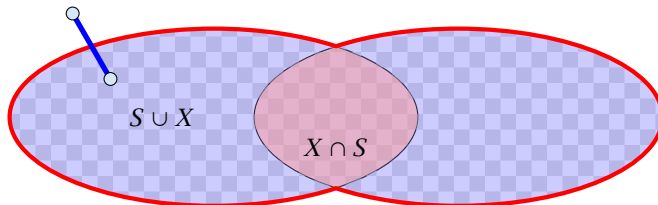
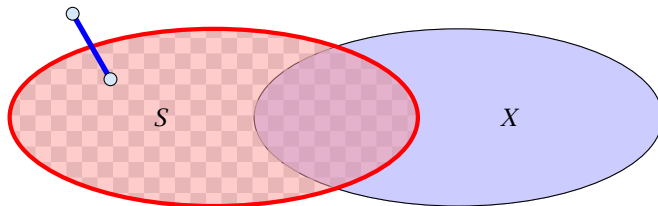
$$\text{cap}(X \cup S) + \text{cap}(S \cap X) \leq \text{cap}(S) + \text{cap}(X)$$



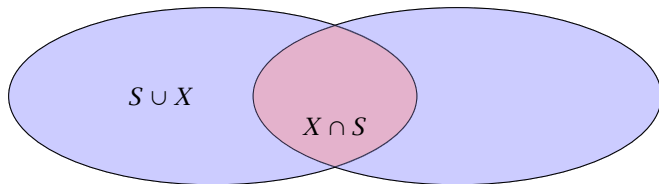
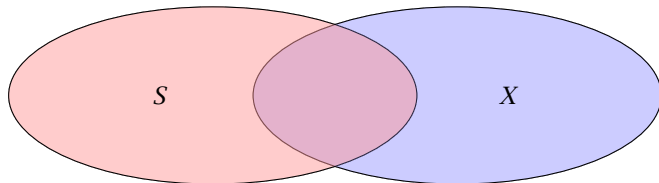
$$\text{cap}(X \cup S) + \text{cap}(S \cap X) \leq \text{cap}(S) + \text{cap}(X)$$



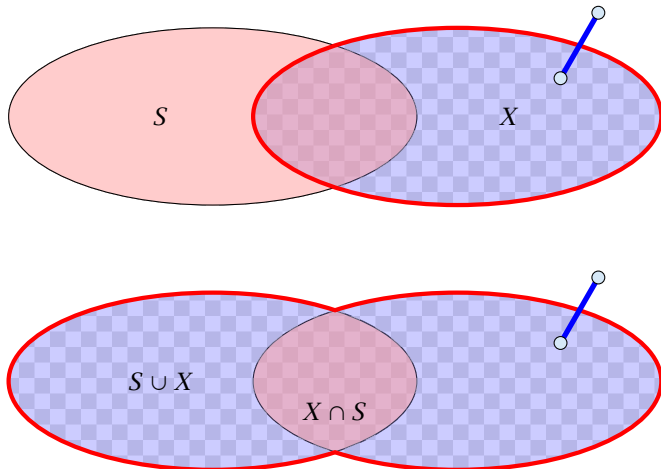
$$\text{cap}(X \cup S) + \text{cap}(S \cap X) \leq \text{cap}(S) + \text{cap}(X)$$



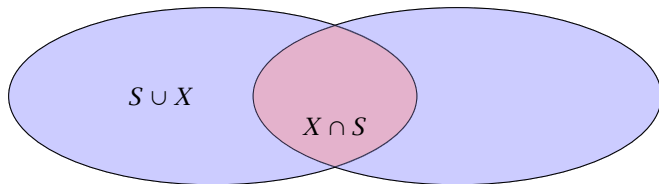
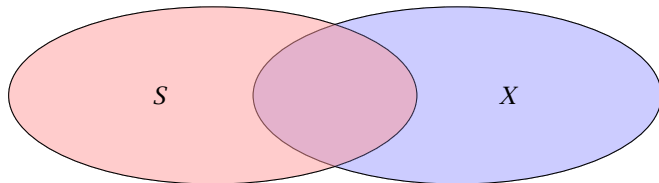
$$\text{cap}(X \cup S) + \text{cap}(S \cap X) \leq \text{cap}(S) + \text{cap}(X)$$



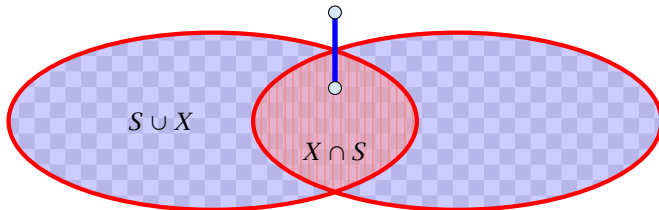
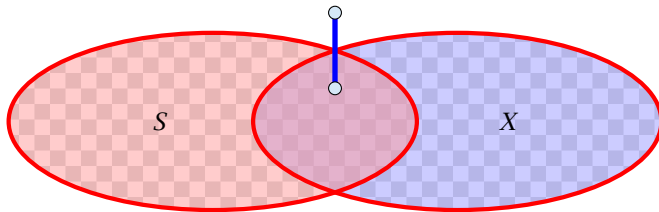
$$\text{cap}(X \cup S) + \text{cap}(S \cap X) \leq \text{cap}(S) + \text{cap}(X)$$



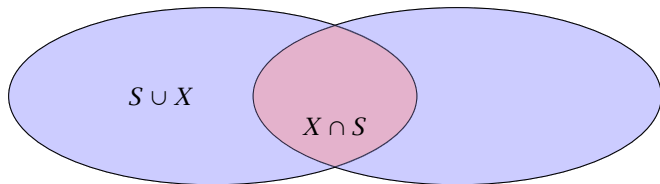
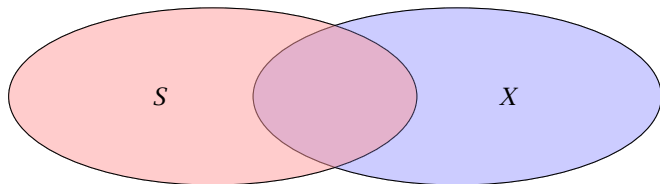
$$\text{cap}(X \cup S) + \text{cap}(S \cap X) \leq \text{cap}(S) + \text{cap}(X)$$



$$\text{cap}(X \cup S) + \text{cap}(S \cap X) \leq \text{cap}(S) + \text{cap}(X)$$

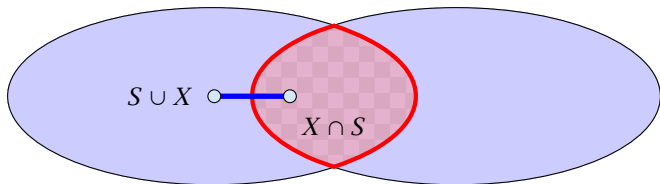
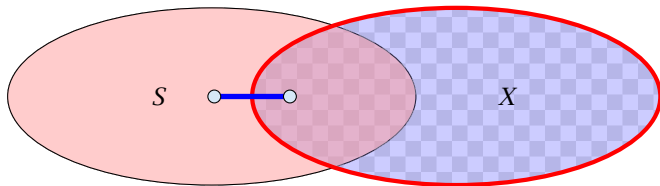


$$\text{cap}(X \cup S) + \text{cap}(S \cap X) \leq \text{cap}(S) + \text{cap}(X)$$

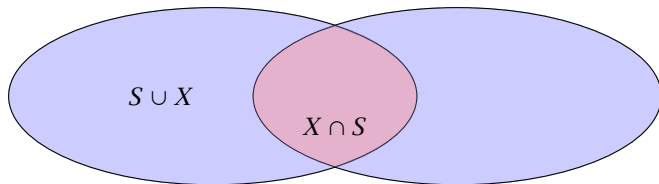
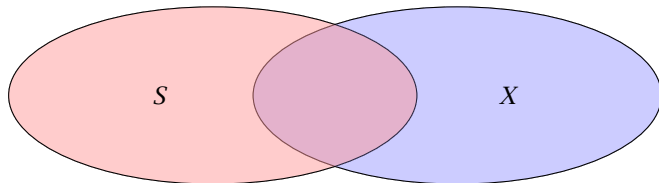




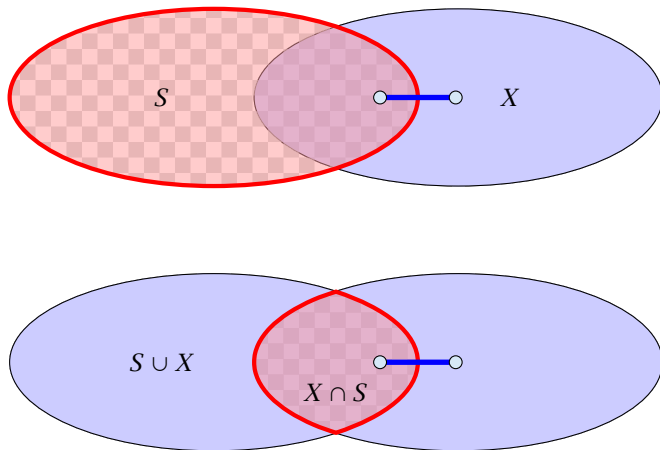
$$\text{cap}(X \cup S) + \text{cap}(S \cap X) \leq \text{cap}(S) + \text{cap}(X)$$



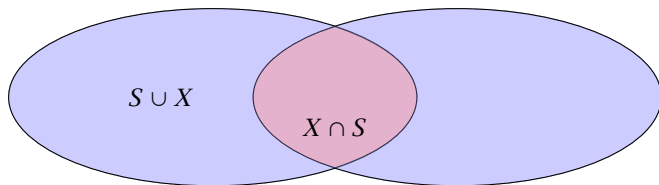
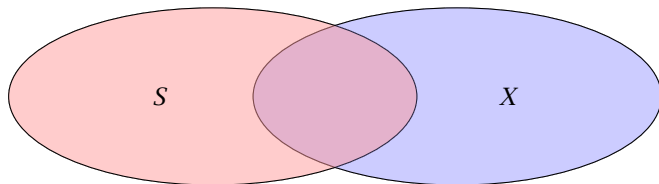
$$\text{cap}(X \cup S) + \text{cap}(S \cap X) \leq \text{cap}(S) + \text{cap}(X)$$



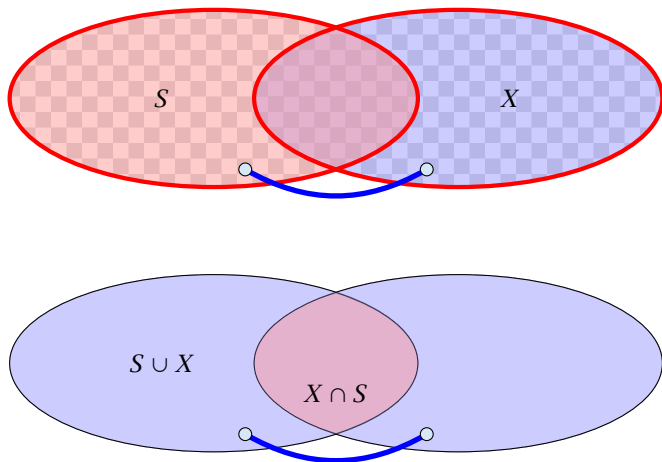
$$\text{cap}(X \cup S) + \text{cap}(S \cap X) \leq \text{cap}(S) + \text{cap}(X)$$



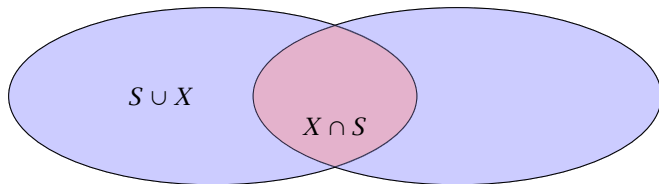
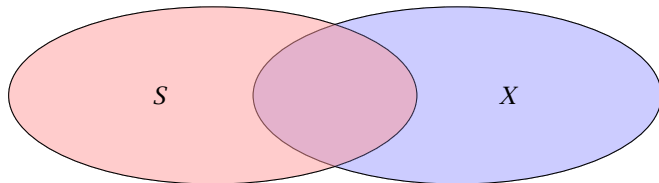
$$\text{cap}(X \cup S) + \text{cap}(S \cap X) \leq \text{cap}(S) + \text{cap}(X)$$



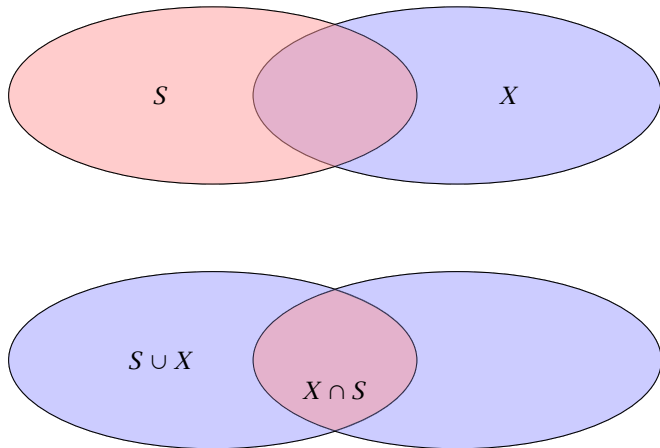
$$\text{cap}(X \cup S) + \text{cap}(S \cap X) \leq \text{cap}(S) + \text{cap}(X)$$



$$\text{cap}(X \cup S) + \text{cap}(S \cap X) \leq \text{cap}(S) + \text{cap}(X)$$



$$\text{cap}(X \cup S) + \text{cap}(S \cap X) \leq \text{cap}(S) + \text{cap}(X)$$



# Analysis

Lemma 56 tells us that if we have a graph  $G = (V, E)$  and we contract a subset  $X \subset V$  that corresponds to some mincut, then the value of  $f(s, t)$  does not change for two nodes  $s, t \notin X$ .

We will show (later) that the connected components that we contract during a split-operation each correspond to some mincut and, hence,  $f_H(s, t) = f(s, t)$ , where  $f_H(s, t)$  is the value of a minimum  $s$ - $t$  mincut in graph  $H$ .



## Invariant [existence of representatives]:

For any edge  $\{S_i, S_j\}$  in  $T$ , there are vertices  $a \in S_i$  and  $b \in S_j$  such that  $w(S_i, S_j) = f(a, b)$  and the cut defined by edge  $\{S_i, S_j\}$  is a minimum  $a$ - $b$  cut in  $G$ .

## Analysis

We first show that the invariant implies that at the end of the algorithm  $T$  is indeed a cut-tree.

## Analysis

We first show that the invariant implies that at the end of the algorithm  $T$  is indeed a cut-tree.

- ▶ Let  $s = x_0, x_1, \dots, x_{k-1}, x_k = t$  be the unique simple path from  $s$  to  $t$  in the final tree  $T$ . From the invariant we get that  $f(x_i, x_{i+1}) = w(x_i, x_{i+1})$  for all  $j$ .

## Analysis

We first show that the invariant implies that at the end of the algorithm  $T$  is indeed a cut-tree.

- ▶ Let  $s = x_0, x_1, \dots, x_{k-1}, x_k = t$  be the unique simple path from  $s$  to  $t$  in the final tree  $T$ . From the invariant we get that  $f(x_i, x_{i+1}) = w(x_i, x_{i+1})$  for all  $j$ .
- ▶ Then

$$f_T(s, t)$$

## Analysis

We first show that the invariant implies that at the end of the algorithm  $T$  is indeed a cut-tree.

- ▶ Let  $s = x_0, x_1, \dots, x_{k-1}, x_k = t$  be the unique simple path from  $s$  to  $t$  in the final tree  $T$ . From the invariant we get that  $f(x_i, x_{i+1}) = w(x_i, x_{i+1})$  for all  $j$ .
- ▶ Then

$$f_T(s, t) = \min_{i \in \{0, \dots, k-1\}} \{w(x_i, x_{i+1})\}$$

## Analysis

We first show that the invariant implies that at the end of the algorithm  $T$  is indeed a cut-tree.

- ▶ Let  $s = x_0, x_1, \dots, x_{k-1}, x_k = t$  be the unique simple path from  $s$  to  $t$  in the final tree  $T$ . From the invariant we get that  $f(x_i, x_{i+1}) = w(x_i, x_{i+1})$  for all  $j$ .
- ▶ Then

$$\begin{aligned} f_T(s, t) &= \min_{i \in \{0, \dots, k-1\}} \{w(x_i, x_{i+1})\} \\ &= \min_{i \in \{0, \dots, k-1\}} \{f(x_i, x_{i+1})\} \end{aligned}$$

## Analysis

We first show that the invariant implies that at the end of the algorithm  $T$  is indeed a cut-tree.

- ▶ Let  $s = x_0, x_1, \dots, x_{k-1}, x_k = t$  be the unique simple path from  $s$  to  $t$  in the final tree  $T$ . From the invariant we get that  $f(x_i, x_{i+1}) = w(x_i, x_{i+1})$  for all  $j$ .
- ▶ Then

$$\begin{aligned} f_T(s, t) &= \min_{i \in \{0, \dots, k-1\}} \{w(x_i, x_{i+1})\} \\ &= \min_{i \in \{0, \dots, k-1\}} \{f(x_i, x_{i+1})\} \leq f(s, t) . \end{aligned}$$

## Analysis

We first show that the invariant implies that at the end of the algorithm  $T$  is indeed a cut-tree.

- ▶ Let  $s = x_0, x_1, \dots, x_{k-1}, x_k = t$  be the unique simple path from  $s$  to  $t$  in the final tree  $T$ . From the invariant we get that  $f(x_i, x_{i+1}) = w(x_i, x_{i+1})$  for all  $j$ .
- ▶ Then

$$\begin{aligned} f_T(s, t) &= \min_{i \in \{0, \dots, k-1\}} \{w(x_i, x_{i+1})\} \\ &= \min_{i \in \{0, \dots, k-1\}} \{f(x_i, x_{i+1})\} \leq f(s, t) . \end{aligned}$$

- ▶ Let  $\{x_j, x_{j+1}\}$  be the edge with minimum weight on the path.



## Analysis

We first show that the invariant implies that at the end of the algorithm  $T$  is indeed a cut-tree.

- ▶ Let  $s = x_0, x_1, \dots, x_{k-1}, x_k = t$  be the unique simple path from  $s$  to  $t$  in the final tree  $T$ . From the invariant we get that  $f(x_i, x_{i+1}) = w(x_i, x_{i+1})$  for all  $j$ .
- ▶ Then

$$\begin{aligned} f_T(s, t) &= \min_{i \in \{0, \dots, k-1\}} \{w(x_i, x_{i+1})\} \\ &= \min_{i \in \{0, \dots, k-1\}} \{f(x_i, x_{i+1})\} \leq f(s, t) . \end{aligned}$$

- ▶ Let  $\{x_j, x_{j+1}\}$  be the edge with minimum weight on the path.
- ▶ Since by the invariant this edge induces an  $s$ - $t$  cut with capacity  $f(x_j, x_{j+1})$  we get  $f(s, t) \leq f(x_j, x_{j+1}) = f_T(s, t)$ .

# Analysis

- ▶ Hence,  $f_T(s, t) = f(s, t)$  (flow equivalence).

## Analysis

- ▶ Hence,  $f_T(s, t) = f(s, t)$  (flow equivalence).
- ▶ The edge  $\{x_j, x_{j+1}\}$  is a mincut between  $s$  and  $t$  in  $T$ .

## Analysis

- ▶ Hence,  $f_T(s, t) = f(s, t)$  (flow equivalence).
- ▶ The edge  $\{x_j, x_{j+1}\}$  is a mincut between  $s$  and  $t$  in  $T$ .
- ▶ By invariant, it forms a cut with capacity  $f(x_j, x_{j+1})$  in  $G$  (which separates  $s$  and  $t$ ).

## Analysis

- ▶ Hence,  $f_T(s, t) = f(s, t)$  (flow equivalence).
- ▶ The edge  $\{x_j, x_{j+1}\}$  is a mincut between  $s$  and  $t$  in  $T$ .
- ▶ By invariant, it forms a cut with capacity  $f(x_j, x_{j+1})$  in  $G$  (which separates  $s$  and  $t$ ).
- ▶ Since, we can send a flow of value  $f(x_j, x_{j+1})$  btw.  $s$  and  $t$ , this is an  $s$ - $t$  mincut (cut property).

# Proof of Invariant



# Proof of Invariant

The invariant obviously holds at the beginning of the algorithm.

## Proof of Invariant

The invariant obviously holds at the beginning of the algorithm.

Now, we show that it holds after a split-operation provided that it was true before the operation.



## Proof of Invariant

The invariant obviously holds at the beginning of the algorithm.

Now, we show that it holds after a split-operation provided that it was true before the operation.

Let  $S_i$  denote our selected cluster with nodes  $a$  and  $b$ . Because of the invariant all edges leaving  $\{S_i\}$  in  $T$  correspond to some mincuts.

## Proof of Invariant

The invariant obviously holds at the beginning of the algorithm.

Now, we show that it holds after a split-operation provided that it was true before the operation.

Let  $S_i$  denote our selected cluster with nodes  $a$  and  $b$ . Because of the invariant all edges leaving  $\{S_i\}$  in  $T$  correspond to some mincuts.

Therefore, contracting the connected components does not change the mincut btw.  $a$  and  $b$  due to Lemma 56.

## Proof of Invariant

The invariant obviously holds at the beginning of the algorithm.

Now, we show that it holds after a split-operation provided that it was true before the operation.

Let  $S_i$  denote our selected cluster with nodes  $a$  and  $b$ . Because of the invariant all edges leaving  $\{S_i\}$  in  $T$  correspond to some mincuts.

Therefore, contracting the connected components does not change the mincut btw.  $a$  and  $b$  due to Lemma 56.

After the split we have to choose representatives for all edges. For the new edge  $\{S_i^a, S_i^b\}$  with capacity  $w(S_i^a, S_i^b) = f_H(a, b)$  we can simply choose  $a$  and  $b$  as representatives.

# Proof of Invariant

## Proof of Invariant

For edges that are not incident to  $S_i$  we do not need to change representatives as the neighbouring sets do not change.

## Proof of Invariant

For edges that are not incident to  $S_i$  we do not need to change representatives as the neighbouring sets do not change.

Consider an edge  $\{X, S_i\}$ , and suppose that before the split it used representatives  $x \in X$ , and  $s \in S_i$ . Assume that this edge is replaced by  $\{X, S_i^a\}$  in the new tree (the case when it is replaced by  $\{X, S_i^b\}$  is analogous).

## Proof of Invariant

For edges that are not incident to  $S_i$  we do not need to change representatives as the neighbouring sets do not change.

Consider an edge  $\{X, S_i\}$ , and suppose that before the split it used representatives  $x \in X$ , and  $s \in S_i$ . Assume that this edge is replaced by  $\{X, S_i^a\}$  in the new tree (the case when it is replaced by  $\{X, S_i^b\}$  is analogous).

If  $s \in S_i^a$  we can keep  $x$  and  $s$  as representatives.

## Proof of Invariant

For edges that are not incident to  $S_i$  we do not need to change representatives as the neighbouring sets do not change.

Consider an edge  $\{X, S_i\}$ , and suppose that before the split it used representatives  $x \in X$ , and  $s \in S_i$ . Assume that this edge is replaced by  $\{X, S_i^a\}$  in the new tree (the case when it is replaced by  $\{X, S_i^b\}$  is analogous).

If  $s \in S_i^a$  we can keep  $x$  and  $s$  as representatives.

Otherwise, we choose  $x$  and  $a$  as representatives. We need to show that  $f(x, a) = f(x, s)$ .



# Proof of Invariant



## Proof of Invariant

Because the invariant was true before the split we know that the edge  $\{X, S_i\}$  induces a cut in  $G$  of capacity  $f(x, s)$ . Since,  $x$  and  $a$  are on opposite sides of this cut, we know that  $f(x, a) \leq f(x, s)$ .

## Proof of Invariant

Because the invariant was true before the split we know that the edge  $\{X, S_i\}$  induces a cut in  $G$  of capacity  $f(x, s)$ . Since,  $x$  and  $a$  are on opposite sides of this cut, we know that  $f(x, a) \leq f(x, s)$ .

The set  $B$  forms a mincut separating  $a$  from  $b$ . Contracting all nodes in this set gives a new graph  $G'$  where the set  $B$  is represented by node  $v_B$ . Because of Lemma 56 we know that  $f'(x, a) = f(x, a)$  as  $x, a \notin B$ .

## Proof of Invariant

Because the invariant was true before the split we know that the edge  $\{X, S_i\}$  induces a cut in  $G$  of capacity  $f(x, s)$ . Since,  $x$  and  $a$  are on opposite sides of this cut, we know that  $f(x, a) \leq f(x, s)$ .

The set  $B$  forms a mincut separating  $a$  from  $b$ . Contracting all nodes in this set gives a new graph  $G'$  where the set  $B$  is represented by node  $v_B$ . Because of Lemma 56 we know that  $f'(x, a) = f(x, a)$  as  $x, a \notin B$ .

We further have  $f'(x, a) \geq \min\{f'(x, v_B), f'(v_B, a)\}$ .

## Proof of Invariant

Because the invariant was true before the split we know that the edge  $\{X, S_i\}$  induces a cut in  $G$  of capacity  $f(x, s)$ . Since,  $x$  and  $a$  are on opposite sides of this cut, we know that  $f(x, a) \leq f(x, s)$ .

The set  $B$  forms a mincut separating  $a$  from  $b$ . Contracting all nodes in this set gives a new graph  $G'$  where the set  $B$  is represented by node  $v_B$ . Because of Lemma 56 we know that  $f'(x, a) = f(x, a)$  as  $x, a \notin B$ .

We further have  $f'(x, a) \geq \min\{f'(x, v_B), f'(v_B, a)\}$ .

Since  $s \in B$  we have  $f'(v_B, x) \geq f(s, x)$ .

## Proof of Invariant

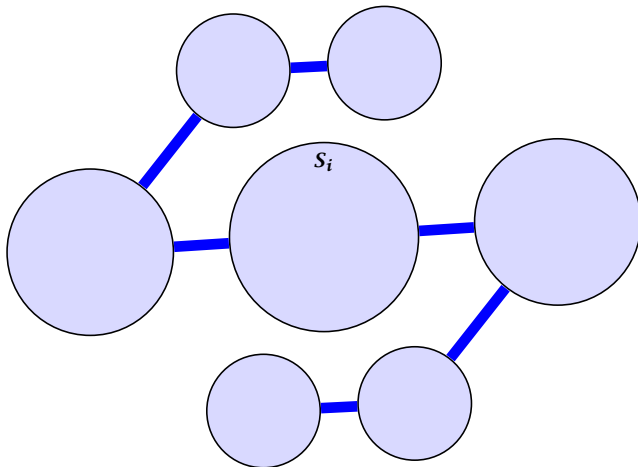
Because the invariant was true before the split we know that the edge  $\{X, S_i\}$  induces a cut in  $G$  of capacity  $f(x, s)$ . Since,  $x$  and  $a$  are on opposite sides of this cut, we know that  $f(x, a) \leq f(x, s)$ .

The set  $B$  forms a mincut separating  $a$  from  $b$ . Contracting all nodes in this set gives a new graph  $G'$  where the set  $B$  is represented by node  $v_B$ . Because of Lemma 56 we know that  $f'(x, a) = f(x, a)$  as  $x, a \notin B$ .

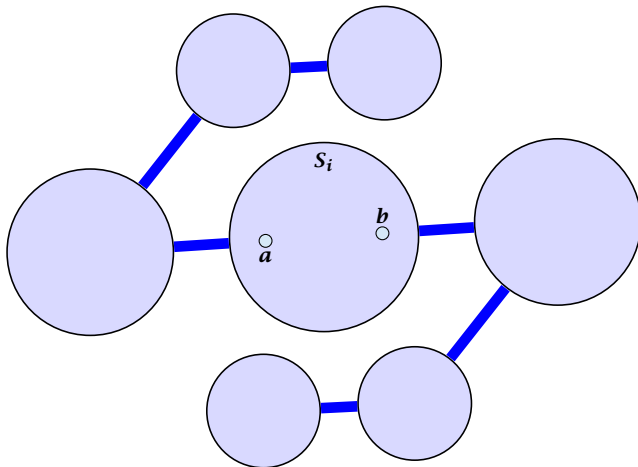
We further have  $f'(x, a) \geq \min\{f'(x, v_B), f'(v_B, a)\}$ .

Since  $s \in B$  we have  $f'(v_B, x) \geq f(s, x)$ .

Also,  $f'(a, v_B) \geq f(a, b) \geq f(x, s)$  since the  $a$ - $b$  cut that splits  $S_i$  into  $S_i^a$  and  $S_i^b$  also separates  $s$  and  $x$ .

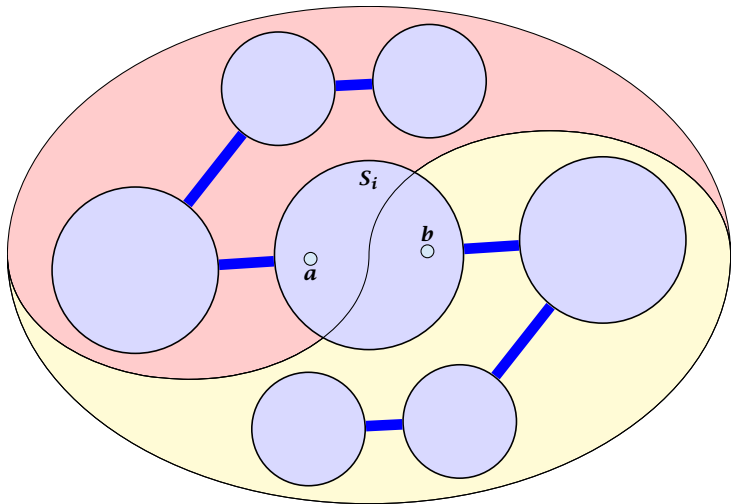


# Analysis

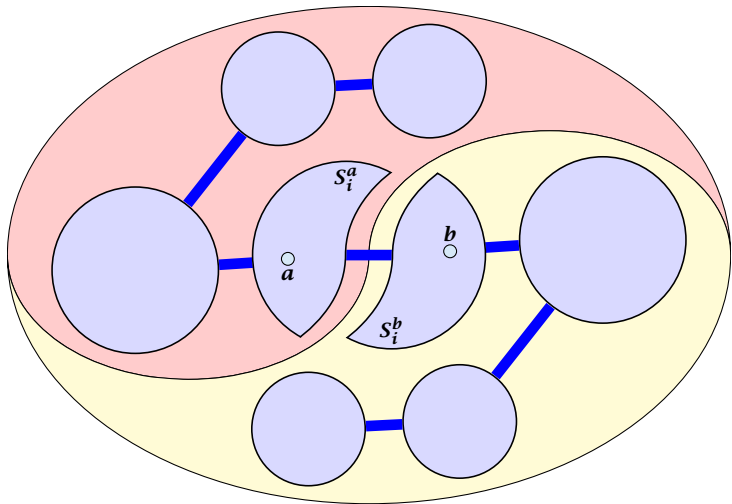




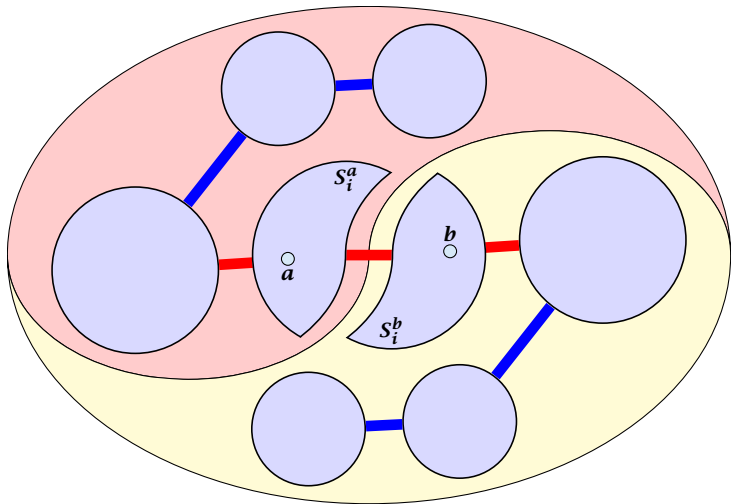
# Analysis



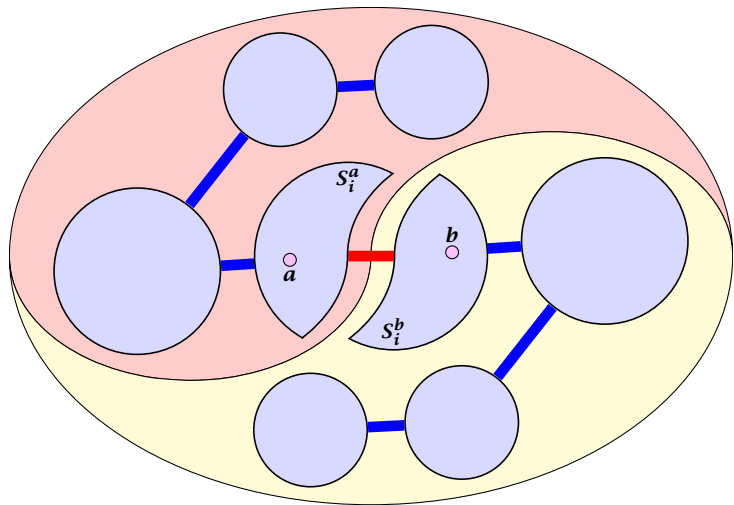
# Analysis



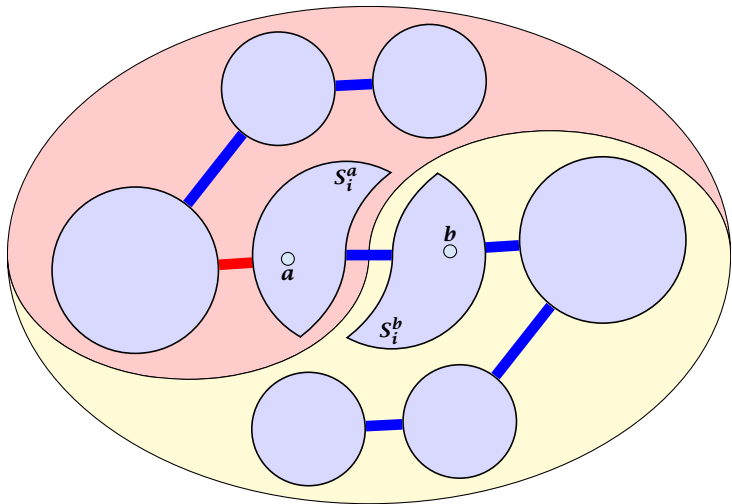
# Analysis



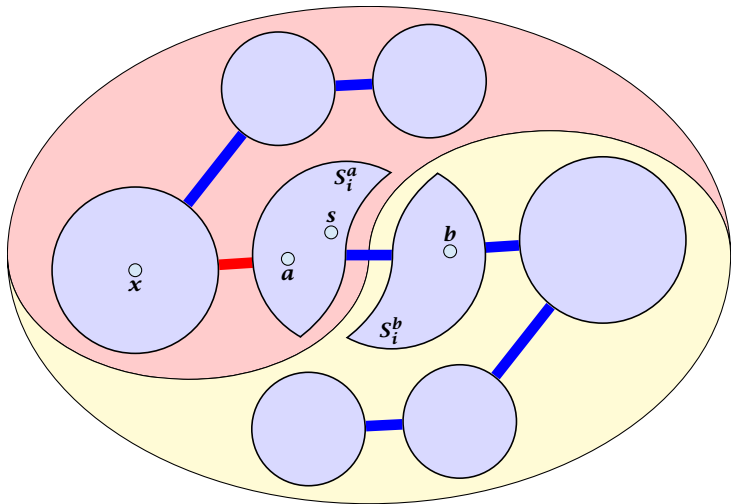
# Analysis



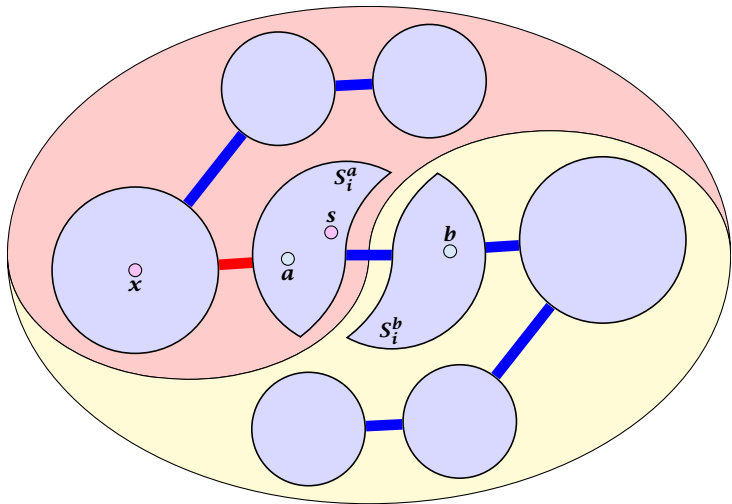
# Analysis



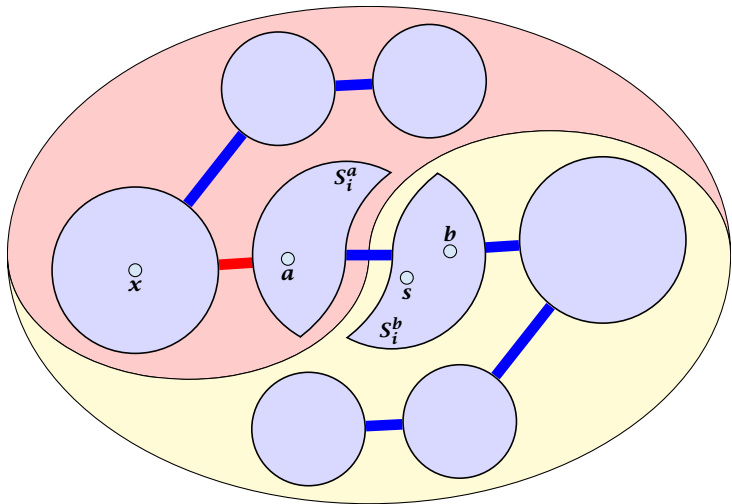
# Analysis



# Analysis



# Analysis





# Analysis

